



GRASPOINTNER  
Sustainable innovation.



SKY PARK, Bratislava – Slovakia

For those who show the way forward.

Product catalogue

High-tech  
knows **no borders**  
& **quality**  
is respected **worldwide.**



BG-Graspointner Group

Austria	Slovakia
Belgium	Switzerland
Canada	Poland
Czech Republic	United Kingdom
Germany	United States of America
Hungary	
Romania	



## Dear customers, business partners and friends,

Word gets around about success and quality – around the world, in our case. Our innovative drainage systems ensure dry and safe runways, roads, sidewalks, squares, terraces and balconies on nearly every continent.

I would like to invite you to find out more about what we have to offer.

On the pages following you can discover our entire product range.

I am certain that we have an optimal solution for your own specific requirements – designed and engineered in Austria, of course.

Sincerely,

Klemens R. Wiese, Group Managing Director



### Distribution Partner:

Bosnia & Herzegovina	Germany	Norway
Bulgaria	India	Serbia
Croatia	Italy	Slovenia
Denmark	Lithuania	Sweden
Estonia	North Macedonia	
France	Netherlands	



# Contents

BG all over the world .....	2 – 3
New products .....	5
Areas of use .....	6
Material description .....	7
Hydraulics .....	8 – 9

## BG-FILCOTEN® ..... 10 – 63

self, NW 100 .....	14 – 15
spot .....	16 – 17
step .....	18 – 19
light & light mini, NW 100 .....	20 – 21
light & light mini, NW 150 .....	22 – 23
light Accessories .....	24
parkline .....	26 – 27
city mini .....	28 – 29
spot-p .....	30 – 31
tec & tec mini, NW 100 .....	32 – 33
tec, NW 150 .....	34 – 35
tec, NW 200 .....	36 – 37
pro & pro mini, NW 100 .....	38 – 39
pro & pro mini, NW 150 .....	40 – 41
pro & pro mini, NW 200 .....	42 – 43
pro & pro mini, NW 300 .....	46 – 47
pro, NW 400 .....	48
green, NW 400 .....	50 – 51
light / tec / pro sump units .....	52
tec / pro Accessories .....	54
light / tec / pro locking systems for gratings .....	55
BG-FILCOTEN® Gratings .....	56 – 57
one, NW 150 / 200 .....	58 – 63

## BG-CLASSIC ..... 64 – 79

BGZ-S Heavy-duty channel SV, NW 100 / 150 .....	66
BGZ-S Heavy-duty channel SV, NW 200 / 300 .....	67
BGZ-S Heavy-duty channel, NW 400 / 500 .....	68
BGZ-S Heavy-duty channel Gratings .....	69
BG-CLASSIC Accessories .....	70

BG-CLASSIC BG-SI Safety channel, NW 200 .....	72
---	----

BG-CLASSIC sump units .....	74
BG-CLASSIC Gratings .....	76 – 77
BG-CLASSIC BG-SL slot channel .....	78 – 79

## BG-FLEX ..... 80 – 109

FA facade channel, RB 130 .....	82 – 83
FA Facade channel, RB 200 .....	84 – 85
FA facade channel, RB 250 .....	86 – 87
FA facade channel Accessories .....	88
Key points acc. to Austrian standard B 3691 .....	89

glass, RB 130 / 200 .....	90 – 91
---------------------------	---------

TE terrace slot channel, SW 18 .....	92
TM terrace channel, RB 60 .....	93
stone, RB 150 .....	94 – 95

Special solutions for BG-FLEX channels .....	96 – 97
--	---------

omega .....	98 – 101
sigma tec & sigma .....	102 – 107

BG-FLEX Gratings .....	108 – 109
------------------------	-----------

## Special products ..... 110 – 111

Sealing system .....	110
Lifting tools .....	110
Soft kerbs .....	111

## Installation guidelines ... 112 – 119

Installation guidelines BG-FILCOTEN® .....	112 – 113
Installation guidelines BG-CLASSIC .....	114 – 115
Installation examples .....	115
Installation guidelines BG-FLEX .....	116 – 117
Product highlights .....	118 – 119



# The latest News from the Innovation workshop...

New products for 2022

## BG-FILCOTEN<sup>®</sup> spot-p

The innovative solution for public and private garages – especially when lots of tolerance is needed. Because the BG-FILCOTEN<sup>®</sup> spot-p sump pit enables up to four different BG channel systems to be connected from any side. To learn more, please go to pages 30 to 31 and read about our "universal connector", which also doubles up as a point inlet where required.



## BG-FLEX stone

If you value beautiful stonework, you'll want this new feature. Because BG-FLEX stone can create an unobtrusive drainage channel on flagstone patios without detracting from the overall aesthetic appearance. With two integrated inlet slots, this product delivers high hydraulic performance. Cleaning is a breeze thanks to the easy-to-remove stone basin. To learn more, please go to page 100 and 101.



## BG-FLEX glass

A special version of the BG-FLEX FA facade channel is also available for all-glass facades: BG-FLEX glass. To learn how this practical, innovative solution enables the glass panels to be accessed at any given time, in order to replace any that may have become damaged, please go to pages 96 and 97.



## BG-FLEX FA

Our successful BG-FLEX FA stainless steel facade channel has had a design makeover and now comes in additional heights, opening up even more flexible installation possibilities. So, too, has its elegant look – with a stylish new longitudinal bar grating and other accessories. Are you a little curious? Then go to page 88 to learn more.



# Application areas


Classification as per EN 1433.

Load classes <sup>1)</sup>	Application areas	Channel type
 <b>A 15</b>	Traffic areas which are only used by pedestrians and cyclists and similar areas e.g. urban green and open spaces.	spot / step / light / parkline . . . . . 16 – 27 FA / glass / TE / TM / stone . . . . . 82 – 95
 <b>B 125</b>	Sidewalks, pedestrian areas and comparable areas, car parks or car parking decks, garages, driveways.	spot . . . . . 16 – 17 light / parkline . . . . . 20 – 27 spot-p / tec . . . . . 30 – 37 omega / sigma / sigma tec . . . . . 104 – 113
 <b>C 250</b>	Only applies to tops / drainage channels in the curbstone area which may extend 0.5 m into the carriageway and 0.2 m into the pavement, as measured from the curbside, and for roadsides not used by vehicles.	spot . . . . . 16 – 17 light / parkline . . . . . 20 – 27 spot-p / tec . . . . . 30 – 37 omega / sigma / sigma tec . . . . . 104 – 113
 <b>D 400</b>	Carriageways of roads (including pedestrian zones), road verges, car parks and similar fortified thoroughfares.	tec / pro / green . . . . . 32 – 51 one . . . . . 58 – 63 BGZ-S . . . . . 66 – 71
 <b>E 600</b>	Private thoroughfares which are used by vehicles with heavy wheel loads, e.g. routes for industrial construction.	pro / green . . . . . 38 – 51 one . . . . . 58 – 63 BGZ-S . . . . . 66 – 71 BG-SI . . . . . 72 – 73
 <b>F 900</b>	Areas which are used by especially heavy wheel loads, e.g. air traffic areas of commercial airports.	pro . . . . . 38 – 49 one . . . . . 58 – 63 BGZ-S / BG-SI . . . . . 66 – 73

<sup>1)</sup> Load class in kN

# Material description

## Properties for material selection




FILCOTEN® HPC

FILCOTEN® HPC (High Performance Concrete) is a material that combines excellent technical properties with sustainability. The optimised high-density micro-structure of the HPC allows the construction of drainage channels in a lightweight design with the same stability and load class as conventional concrete systems. FILCOTEN® HPC is unique when it comes to environmental friendliness thanks to the sparing use of raw materials and due to the fact that it is tested for hazardous materials<sup>4)</sup> guaranteed as harmless in terms of the biological standards of construction, as IBR certified<sup>3)</sup>, 100% recyclable<sup>2)</sup>.


- High-performance mineral concrete (dense, low-capillary, optimized structure)
- High strength and frost resistant
- Fire protection class A1
- Expansion coefficient identical to concrete
- UV resistant
- Compressive strength far exceeding the requirements of EN 1433.
- Low water absorption and penetration
- 100% recyclable – quality class U-A<sup>2)</sup>
- IBR certified<sup>3)</sup>, free from: VOCs, styrol<sup>4)</sup> and biozides, heavy metals, radioaktivität

More about FILCOTEN® HPC is available on pages 10 and 11.




Concrete

Production and monitoring of the quality requirements according to EN 1433. – monitored and certified according to ISO 9001.



Galvanised steel


Steel parts in the channel systems are coated in a protective zinc coating. To ensure lasting corrosion protection, this layer must itself be protected against mechanical and chemical damage. Contact with calcareous or cement-bound materials (screed, etc.) can destroy or dissolve the protective zinc layer. Condensation also corrodes the protective layer, which results in the formation of white rust formation (corrosion of the zinc layer) – this is not a defect.



Ductile iron

Ductile iron has a high level of resistance against aggressive media such as salt water. The “rust-brown” discolouration of the ductile iron is due to a natural oxidation process and provides protection against further oxidation. The so-called “rust” does not weaken the ground material and does not constitute a reason for a complaint.

Ductile iron gratings with EDP (electrophoretic dip painting) are available at extra cost.



Stainless steel

Contrary to popular belief, stainless steel can corrode. Base metals (in dust or chip form, for example) cause contact corrosion on stainless steel surfaces, forming „rust spots“. Regular cleaning must be ensured in case of contact with road salt.

For our stainless steel edge and gratings, material no. 1.4301 (V2A) is used as standard. Stainless steel gratings made from material no. 1.4571 (V4A) are available at extra cost.

<sup>2)</sup> Quality class U-A (certified by the Bautechnische Versuchs- und Forschungsanstalt Salzburg (bvfs)).

<sup>3)</sup> meets the strict criteria of the Rosenheim Institute for Building Biology (IBR).

<sup>4)</sup> No use of synthetic resins.



# BG-Hydraulics

## Shallow channels

	up to class C 250 kN				up to class E 600 kN						
Channel type:	city mini 100	light mini 100	light mini 150	tec mini 100	pro mini 100		pro mini 150		pro mini 200		pro mini 300
Height:	65 mm	55 mm	100 mm	80 mm	60 mm	80 mm	100 mm	120 mm	100 mm	120 mm	120 mm
Capacity (l/m)	2.7	3.5	8.0	4.0	2.3	4.0	8.3	11.3	11.0	14.9	19.5
Qmax (l/s)	0.4	0.3	1.9	0.7	0.2	0.5	0.9	2.3	1.5	2.2	1.5
Precipitation (l/s ha)	maximum area to be drained (m <sup>2</sup> )										
200	20	15	95	35	10	25	45	115	75	110	75
250	16	12	76	28	8	20	36	92	60	88	60
300	13	10	63	23	6	16	30	76	50	73	50
350	11	8	54	20	5	14	25	65	42	62	42
400	10	7	47	17	5	12	22	57	37	55	37

## BG-FLEX | Steel channels

	Facade channels (walkable and wheelchair-accessible)							up to class C 250 kN		
Channel type:	FA RB 130			FA RB 200		FA RB 250		omega SW 16	sigma tec NW 100	sigma NW 150
Height:	50 mm	80 mm	180 mm	50 mm	90 mm	50 mm	90 mm	65 – 200 mm	50 mm	55 mm
Capacity (l/m)	2.9	5.9	15.9	5.0	12.0	6.8	15.8	2.3 – 10.3	2.8	8.0
Qmax (l/s)	0.4	1.5	7.6	0.8	3.8	1.1	4.9	0.2 – 1.9	0.4	0.8
Precipitation (l/s ha)	maximum area to be drained (m <sup>2</sup> )									
200	20	75	380	40	190	50	240	10 – 95	20	40
250	16	60	304	32	152	40	190	8 – 76	16	32
300	13	50	253	26	126	30	160	6.6 – 63	13	26
350	11	42	217	22	108	30	140	5.7 – 54	11	22
400	10	37	190	20	95	20	120	5 – 47	10	20

COMMENT: This average calculation of shallow and steel channels is based on a line length of 10 metres and free runoff for each channel type specified.  
 In the BG-FLEX sigma channels results from the low height a very shallow water table, which allows only a small drainage capacity.  
 This is why BG-FLEX sigma are predominantly used as evaporation channels (capacity is crucial).  
 We will be pleased to draft an exact hydraulic calculation adapted to the local conditions for you at any time.

## Channels without edges

	up to class C 250 kN									
Channel type:	light 100		light 150		BG 100		BG 150		BG 200	
Height:	0	10-0	0	10-0	0	10-0	0	10-0	0	10-0
Capacity (l/m)	8.3	13.2	16.8	24.2	6.4	16.4	17.8	25.3	27.7	47.7
Qmax (l/s)	2.5	5.9	5.8	11.9	1.6	7.2	6.9	12.1	12.2	28.7
Precipitation (l/s ha)	maximum area to be drained (m <sup>2</sup> )									
200	120	290	290	590	80	360	340	600	610	1430
250	100	230	230	470	60	280	270	480	480	1140
300	80	190	190	390	50	240	230	400	400	950
350	70	160	160	340	40	200	190	340	340	820
400	60	140	140	290	40	180	170	300	300	710

COMMENT: This average calculation is based on a line length of 20 metres and free run-out for each channel type specified.  
 We will be pleased to draft an exact hydraulic calculation adapted to the local conditions for you at any time.

## BG-FILCOTEN®-channels with edges

	up to class C 250 kN						up to class E 600 kN													
Channel type:	tec 100		tec 150		tec 200		pro 100			pro 150			pro 200			pro 300			pro 400	
Height:	0	10-0	0	10-0	H=195	0	0	10-0	20-0	0	10-0	20-0	0	10-0	20-0	0	10-0	20-0	0	30-0
Capacity (l/m)	8.9	13.9	19.8	27.2	25.1	35.0	8.3	12.5	16.5	20.4	26.5	31.8	35.7	43.7	50.8	72.8	85.3	95.9	140.0	200.0
Qmax (l/s)	2.6	5.9	7.9	15	11.1	21.3	2.5	5.3	10.1	9.6	17.1	25.5	21.0	33.4	46.7	49.4	72.1	96.5	146.0	269.0
Precipitation (l/s ha)	maximum area to be drained (m <sup>2</sup> )																			
200	130	290	390	750	550	1060	120	260	500	480	850	1270	1050	1670	2330	2470	3600	4820	7300	13450
250	100	230	310	600	440	850	100	210	400	380	680	1020	840	1330	1860	1970	2880	3860	5840	10760
300	80	190	260	500	370	710	80	170	330	320	570	850	700	1110	1550	1640	2400	3210	4860	8960
350	70	160	220	420	310	600	70	150	280	270	480	720	600	950	1330	1410	2060	2750	4170	7680
400	60	140	190	370	270	530	60	130	250	240	420	630	520	830	1160	1230	1800	2410	3650	6720

## BG-FILCOTEN® one

	up to class F 900 kN			
Channel type:	one 150		one 200	
Height:	0	40-0	0	40-0
Capacity (l/m)	22.0	52.0	37.0	77.0
Qmax (l/s)	12.5	48.0	22.0	77.0
Precipitation (l/s ha)	maximum area to be drained (m <sup>2</sup> )			
200	625	2400	1100	3850
250	500	1920	880	3080
300	416	1600	730	2560
350	357	1370	620	2200
400	312	1200	550	1920



Our technical support service will be pleased to assist you and to provide you with a hydraulic calculation at any time: Phone: +44 1424 817050 / [sales.uk@bg-graspointner.com](mailto:sales.uk@bg-graspointner.com)

## Heavy duty channels

	up to class F 900 kN												
Channel type:	BGZ-S SV 100			BGZ-S SV 150			BGZ-S SV 200			BGZ-S SV 300		BGZ-S 400	BGZ-S 500
Height:	0	10-0	20-0	0	10-0	20-0	0	10-0	20-0	0	CH 700	0	0
Capacity (l/m)	8.9	13.9	18.9	20.0	27.5	35.0	35.7	45.7	55.7	80.3	148.2	138.0	210.0
Qmax (l/s)	2.7	5.5	9.0	8.4	13.8	20.2	18.2	26.8	36.5	53.3	145.0	110.0	191.0
Precipitation (l/s ha)	maximum area to be drained (m <sup>2</sup> )												
200	130	270	450	420	690	1010	910	1340	1820	2660	7250	5500	9550
250	100	220	360	330	550	800	720	1070	1460	2130	5800	4400	7640
300	90	180	300	280	460	670	600	890	1210	1770	4830	3660	6360
350	70	150	250	240	390	570	520	760	1040	1520	4140	3140	5450
400	60	130	220	210	340	500	450	670	910	1330	3620	2750	4770

COMMENT: This average calculation is based on a line length of 20 metres and free run-out for each channel type specified.  
We will be pleased to draft an exact hydraulic calculation adapted to the local conditions for you at any time.

# BG-FILCOTEN® When opposites,

FILCOTEN® HPC (High Performance Concrete) is a material that unites outstanding technical properties with ecological sustainability. The optimised high-density structure of HPC makes it possible to construct highly stable lightweight drainage channels – but it's the idea behind it that makes it unique.

## Unique concept, revolutionary results.

Our engineers wanted to create something which combines two extreme opposites: maximum performance with minimal environmental impact.

## Maximum performance, minimal environmental impact.

After intensive development, they finally achieved their goal. FILCOTEN® HPC embodies these opposites, making it unique in the marketplace.



### Minimal weight

- FILCOTEN® HPC enables a lightweight construction
- quick and easy to install
- Dimensionally stable, robust concrete elements



### Maximum robustness

- Unsurpassed stability and durability
- High pressure resistance clearly exceeding the requirements per EN 1433 for concrete channels



### Resistant to extreme temperatures and UV light

- Maximum resistance to frost and de-icing salt
- UV resistant



### Fireproof

- Non-combustible building material – Class A1
- Therefore emits no toxic smoke



### Perfect hold: in the concrete bed

- Ideal expansion coefficient, identical to that of the surrounding concrete



### High drainage performance

- Low water absorption and penetration
- Smooth channel surface for high drainage performance and optimal self-cleaning effect





# attract great things.




## Verified Life Cycle Assessment

- ecological transparency under ISO 14040/14044 and EN 15804
- ideal for sustainable construction projects



## Sustainable production

- Manufactured with 100% green power
- Resource-efficient manufacturing process
- approx. 40% from in-house photovoltaic plant



## End-to-end resource conservation

- 100% recyclable, certified
- Quality class U-A (certified by the Bautechnische Versuchs- und Forschungsanstalt Salzburg (bvfs)).



## Certified for sustainability and low emissions

- Certified environmental and energy management under ISO 14001 or 50001 at the location of Oberwang / AT
- certified biologically sound construction material that meets the stringent testing criteria of the IBR, the Institute for Biologically Sound Construction, for heavy metals, VOCs, biocides and radioactivity, styrene free <sup>1)</sup>



Sustainability

BG-FILCOTEN®

Class A 15– F 900



Down to the last **detail**  
the **top choice**  
for **professionals.**  
**BG-FILCOTEN®**


Be it regular day-to-day business or special projects involving extreme challenges, BG-FILCOTEN® channel systems are in their element on any terrain. After all, these drainage systems represent the high art of engineering and the culmination of many years of experience working to meet the needs and requirements of our customers.

Our FILCOTEN® HPC (High Performance Concrete) enables intelligent lightweight construction that affords greater drainage performance, convenient installation and maximum stability and robustness for highly efficient solutions.



GRASPOINTNER  
Sustainable innovation.

<sup>1)</sup> No use of synthetic resins.




BG-FILCOTEN® self  
up to class B 125

pages 14 – 15



BG-FILCOTEN® spot  
up to class B 125

pages 16 – 17




BG-FILCOTEN® step  
accessible

pages 18 – 19



BG-FILCOTEN® light  
up to class C 250

pages 20 – 25



BG-FILCOTEN® parkline  
up to class C 250

pages 26 – 27




BG-FILCOTEN® city mini  
up to class C 250

pages 28 – 29



BG-FILCOTEN® spot-p  
up to class C 250

pages 30 – 31



BG-FILCOTEN® tec  
up to class D 400

pages 32 – 37



BG-FILCOTEN® pro  
up to class F 900

pages 38 – 49



BG-FILCOTEN® green  
up to class E 600

pages 50 – 51



BG-FILCOTEN® one  
up to class F 900

pages 58 – 63



Technical data: [www.say.bg/10/bg-filcoten](http://www.say.bg/10/bg-filcoten)

## BG-FILCOTEN® channel systems sorted by application areas:

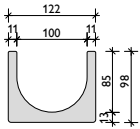
Motorway	1 2 3 4 5 6 7 8 9 10 11	Logistics area	1 2 3 4 5 6 7 8 9 10 11
platform	1 2 3 4 5 6 7 8 9 10 11	parking decks & garages	1 2 3 4 5 6 7 8 9 10 11
Facade	1 2 3 4 5 6 7 8 9 10 11	Parking area (truck)	1 2 3 4 5 6 7 8 9 10 11
airport (airside)	1 2 3 4 5 6 7 8 9 10 11	Parking area (car)	1 2 3 4 5 6 7 8 9 10 11
Pedestrian zones	1 2 3 4 5 6 7 8 9 10 11	slot drainage	1 2 3 4 5 6 7 8 9 10 11
Garage driveway	1 2 3 4 5 6 7 8 9 10 11	Sports facility	1 2 3 4 5 6 7 8 9 10 11
landscape construction	1 2 3 4 5 6 7 8 9 10 11	terrace	1 2 3 4 5 6 7 8 9 10 11
harbour	1 2 3 4 5 6 7 8 9 10 11	underground car park	1 2 3 4 5 6 7 8 9 10 11
Front entrance	1 2 3 4 5 6 7 8 9 10 11	garage	1 2 3 4 5 6 7 8 9 10 11
Storage area	1 2 3 4 5 6 7 8 9 10 11		



up to class B 125

# BG-FILCOTEN<sup>®</sup>


self



## BG-FILCOTEN<sup>®</sup> self, NW 100

Drainage channel made of FILCOTEN<sup>®</sup> HPC (High Performance Concrete) up to class B, covers lockable


Item no.	SET-item	Load class	Weight	Pc./pallet	Euro/pc.
10710200	SET self L = 1000 mm incl. slotted grating SW 5/80	accessible by car	8.6 kg	48	
10710280	SET self L = 500 mm incl. slotted grating SW 5/80	accessible by car	4.8 kg	48	
10710100	SET self L = 1000 mm incl. ductile iron mesh grating MW 15/25	B 125	11.9 kg	48	
10710180	SET self L = 500 mm incl. ductile iron mesh grating MW 15/25	B 125	8.9 kg	48	
10710101	SET self L = 1000 mm incl. ductile iron slotted grating SW 10/85	B 125	11.0 kg	48	
10710181	SET self L = 500 mm incl. ductile iron slotted grating SW 10/85	B 125	9.0 kg	48	
10710203	SET self L = 1000 mm incl. slot top V NW 100, SW 12,5 <sup>1)</sup>	B 125	12.1 kg	48	
10710283	SET self L = 500 mm incl. slot top V NW 100, SW 12,5 <sup>1)</sup>	B 125	8.7 kg	48	
Item no.	Accessories	Material	Weight	Pc./pallet	Euro/pc.
10710190	SET sump unit incl. ductile iron mesh grating and silt bucket		19.6 kg	10	
10710191	SET sump unit incl. ductile iron mesh grating and silt bucket		19.8 kg	10	
10710290	SET sump unit incl. slotted grating SW5/80 and silt bucket		17.8 kg	10	
10710293	SET sump unit incl. maintenance unit SW 12,5 and silt bucket		21.1 kg	10	
19010221	self front cap	galvanised	0.1 kg		
19010222	self end cap with outlet	galvanised	0.4 kg		




Ductile iron mesh grating MW 15/25




ductile iron slotted grating SW 10/85




Slotted grating SW 5/80, class C, galvanised & stainless steel



slot top class B 125, SH 80 mm, SW 12,5



self front cap, galvanised



end cap with outlet, galvanised



self sump unit L = 500 mm incl. silt bucket made of plastic

# References



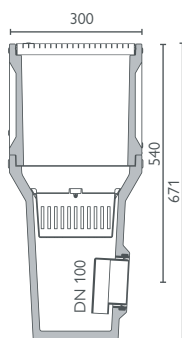
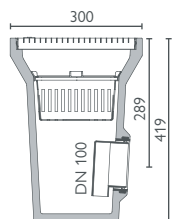
up to class B 125

# BG-FILCOTEN® spot

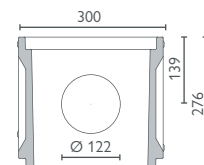
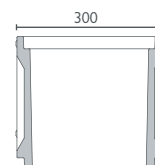
## BG-FILCOTEN® spot

Yard drainage made of FILCOTEN® HPC (High Performance Concrete) – accessible by car

Item no.	spot / class A 15 – accessible by car	L/W/H	Weight	Pcs./Palett
14130001	spot incl. mesh grating galvanised steel with locking spring locking, MW 25/12.5 mm, odour trap and silt bucket	300/300/419	21.5 kg	16
14130020	spot gully top	300/300/276	12.3 kg	18
14130023	spot gully top incl. drilling, Ø 122	300/300/276	11.4 kg	18



spot with car-safe mesh grating incl. odour trap and silt trap,  
optional gully top

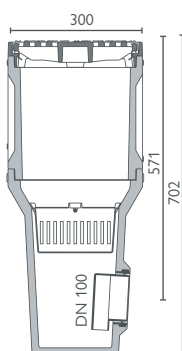
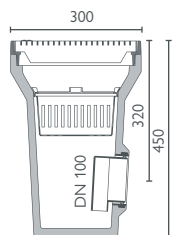


spot gully top with or without outlet opening Ø 122

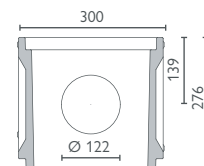
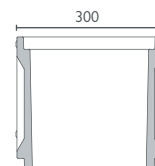
## BG-FILCOTEN® spot

Yard drainage made of FILCOTEN® HPC (High Performance Concrete) incl. cast iron edge – up to class B 125

Item no.	spot with cast iron edge / class A 15 – B 125	L/W/H	Weight	Pcs./Palett
14130101	spot incl. cast iron edge, galvanised steel mesh grating with fix-locking, MW 25/12.5 mm, odour trap and silt bucket	300/300/450	24.8 kg	16
14130102	spot incl. cast iron edge, ductile iron grating (EN-GJS) with fix-locking, radial design, odour trap and silt trap	300/300/450	26.7 kg	16
14130020	spot gully top	300/300/276	12.3 kg	18
14130023	spot gully top incl. drilling, Ø 122	300/300/276	11.4 kg	18



spot incl. cast iron edge  
with mesh grating or ductile iron grating up to class B  
incl. odour trap and silt trap  
Optional gully top



spot gully top with or without outlet opening Ø 122  
Cast iron edge can be transposed




# References





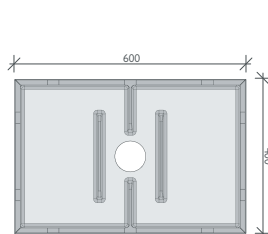
# BG-FILCOTEN® step



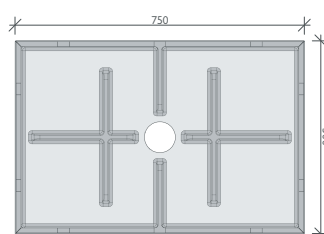
## BG-FILCOTEN® step

Shoe-scraper box made of FILCOTEN® HPC (High Performance Concrete)  
with integrated edge made of galvanised steel (V)

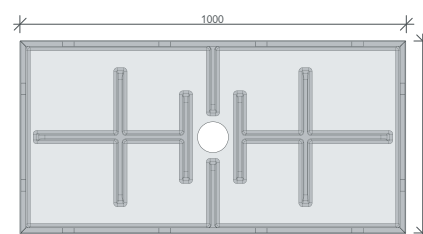
Item no.	Shoe-scraper box	Material	Weight	Pcs./Palett
14155001	step, 600/400/80	FILCOTEN® HPC	13.5 kg	20
14155002	step, 750/500/80	FILCOTEN® HPC	21.7 kg	20
14155003	step, 1000/500/80	FILCOTEN® HPC	28.6 kg	10
Item no.	Gratings	Material	Weight	Pcs./Palett
17555001	Mesh grating, 600/400/20, MW30/10	galvanised steel	4.4 kg	100
17555002	Mesh grating, 750/500/20, MW30/10	galvanised steel	6.9 kg	60
17555003	Mesh grating, 1000/500/20, MW30/10	galvanised steel	8.5 kg	30
17555011	Ribbed mat, anthracite, 600/400/20	Alu / ribbed	3.0 kg	100
17555012	Rubber mat, anthracite, 750/500/20	Alu / ribbed	4.7 kg	60
17555013	Ribbed mat, anthracite, 1000/500/20	Alu / ribbed	6.3 kg	30
17555021	Rubber profile mat, black, 600/400/20	Alu / rubber	4.3 kg	100
17555022	Rubber profile mat, black, 750/500/20	Alu / rubber	6.7 kg	60
17555023	Rubber profile mat, black, 1000/500/20	Alu / rubber	8.9 kg	30




step 600/400/80




step 750/500/80




step 1000/500/80



Mesh grating MW30/10  
galvanised steel



Rips-mat  
anthracite



rubber profile-mat  
black

## References



# Keeps pace with any challenge

BG-FILCOTEN® step is the first shoe scraper made with FILCOTEN® HPC. With all the positive benefits: lightweight, high-stability construction. An excellent design affords a secure fit and easy installation. Suitable for home front doors and side entrances as well as commercial buildings.

## Rubber profile mat, black

- Can also be used in exposed areas
- Wheelchair accessible and washable

## Ribbed mat, anthracite

- For reliable shoe dust and dirt removal
- For roofed areas
- Durable, robust, easy to vacuum

## Mesh grating MW 30/10

- Galvanised steel, tough, corrosion-resistant
- Recommended in exposed areas

## Outlet

- Infiltration or sewer connection
- DN 100

## Box made of FILCOTEN® HPC

- smooth, highly homogeneous surface thanks to FILCOTEN® HPC (High Performance Concrete)
- Surface affords easy cleaning

[www.say.bg/step-installation-video](http://www.say.bg/step-installation-video)

## Galvanized steel edge

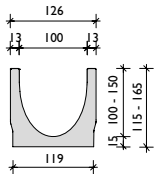
- Galvanised for a long service life
- Clean and elegant connection for surrounding surfaces

## Your benefits at a glance:

- Keeps entrances clean – with mesh grating, ribbed mat or rubber mat
- Secure hold, no shifting when shoe scraping
- Very easy to handle, perfect for self-installation
- Three different sizes are available

up to class C 250

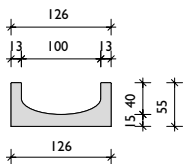
# BG-FILCOTEN® light



## BG-FILCOTEN® light, NW 100

Drainage channel made of FILCOTEN® HPC (High Performance Concrete) up to class C, gratings lockable

Item no.	Channel body with safety joint	Slope	Weight	Pcs./Palett
10311000	light NW 100, no. 0	0.0 %	10.7 kg	30
10311050	light NW 100, no. 0, L = 500 mm	0.0 %	5.4 kg	24
10311061	light NW 100, no. 5-0	0.0 %	13.4 kg	24
10311051	light NW 100, no. 5-0, L = 500 mm, for drilling <sup>2)</sup>	0.0 %	8.7 kg	24
10311062	light NW 100, no. 10-0	0.0 %	16.0 kg	24
10311070	light NW 101, no. 0, outlet opening DN 100	0.0 %	10.3 kg	30
10311071	light NW 101, no. 5-0, outlet opening DN 100	0.0 %	13.0 kg	24
10311072	light NW 101, no. 10-0, outlet opening DN 100	0.0 %	15.6 kg	24
10311001-10	light NW 100, no. 1 to no. 10	0.5 %	11.1 – 15.5 kg	24



## BG-FILCOTEN® light mini, NW 100

Drainage channel made of FILCOTEN® HPC (High Performance Concrete) with a very low construction height up to class C

Item no.	Channel body with safety joint	Slope	Weight	Pcs./Palett
10110000	light mini NW 100, H = 55 mm	0.0 %	7.7 kg	70
10110070	light mini NW 101, H = 55 mm, outlet opening DN 100	0.0 %	7.4 kg	70

## Channel body with outlet opening

The position of the outlet opening and/or the lateral drill-hole (left/right) can be freely selected.

The maximum lateral drill-hole diameter with NW 100 is  $\varnothing$  86 mm.

T- or cross-pieces can be produced easily and quickly.



For questions, please contact our technical support team.



GRASPOINTNER  
Sustainable innovation.

<sup>1)</sup> Delivery time on request.

<sup>2)</sup> Lateral and/or vertical drill-hole, see picture on page 20.

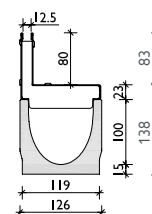
<sup>3)</sup> If the lower part is not used, threaded rods and nuts must be provided by the customer.



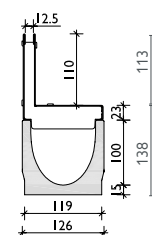
## Covers and accessories

for BG-FILCOTEN® light and light mini, NW 100

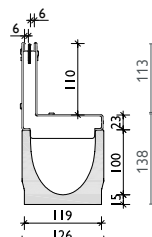
Item no.	Gratings	Load class	Weight	Pc./pallet
17010200	light slotted grating 1000/124/2, SW 8/80	A 15	1.6 kg	240
17010201	light slotted grating 500/124/2, SW 8/80	A 15	0.8 kg	48
17010300	light slotted grating 1000/124/2, SW 8/80, stainless steel <sup>1)</sup>	A 15	1.6 kg	240
17010301	light slotted grating 500/124/2, SW 8/80, stainless steel <sup>1)</sup>	A 15	0.8 kg	48
17010210	light mesh grating 1000/124/2, MW 30/10	accessible by car	2.6 kg	180
17010211	light mesh grating 500/124/2, MW 30/10	accessible by car	1.3 kg	48
17010310	light mesh grating 1000/124/2, MW 30/10, stainless steel <sup>1)</sup>	accessible by car	2.6 kg	180
17010311	light mesh grating 500/124/2, MW 30/10, stainless steel <sup>1)</sup>	accessible by car	1.3 kg	48
17010100	light ductile iron mesh grating 500/124/5, MW 15/25	C 250	2.6 kg	240
17010150	light ductile iron mesh grating 500/124/5, MW 15/25, KTL-coated	C 250	2.6 kg	240
Item no.	BG-FILCOTEN® slot tops V asymmetric incl. accessories	Load class	Weight	Pc./pallet
17110237	Slot top V NW 100, 1000/123/103, SH 80, SW 12.5 mm	B 125	4.4 kg	48
17110238	Slot top V NW 100, 500/123/103, SH 80, SW 12.5 mm	B 125	2.2 kg	24
17110297	Maintenance unit V NW 100, 500/123/103, SH 80, SW 12.5 mm	B 125	4.1 kg	24
17110243	Slot top V NW 100, 1000/123/133, SH 110, SW 12.5 mm	C 250	5.4 kg	36
17110244	Slot top V NW 100, 500/123/133, SH 110, SW 12.5 mm	C 250	2.7 kg	24
17110281	Maintenance unit V NW 100, 500/123/133, SH 110, SW 12.5 mm	C 250	5.0 kg	24
17111204	Slot top 2S, Heelproof V NW 100, 1000/123/133, SH 110, SW 2x6mm	C 250	5.8 kg	36
17111205	Slot top 2S, Heelproof V NW 100, 500/123/133, SH 110, SW 2x6mm	C 250	3.0 kg	24
17111206	Maintenance unit 2S, Heelproof V NW 100, 500/123/133, SH 110, SW 2x6mm	C 250	5.3 kg	24
37962	Construction time cover for slot top SW 12 mm and SW 2x6 mm, L = 1000 mm, wood		0.1 kg	
13399	Opening tool for maintenance unit cover – 2 pcs. required, plastic		0.1 kg	
Item no.	BG-FILCOTEN® slot tops E asymmetric incl. accessories	Load class	Weight	Pc./pallet
17110337	Slot top E NW 100, 1000/123/103, SH 80, SW 12.5 mm	B 125	4.4 kg	48
17110338	Slot top E NW 100, 500/123/103, SH 80, SW 12.5 mm	B 125	2.2 kg	24
17110397	Maintenance unit E NW 100, 500/123/103, SH 80, SW 12.5 mm	B 125	4.1 kg	24
17110343	Slot top E NW 100, 1000/123/133, SH 110, SW 12.5 mm	C 250	5.4 kg	36
17110344	Slot top E NW 100, 500/123/133, SH 110, SW 12.5 mm	C 250	2.7 kg	24
17110381	Maintenance unit E NW 100, 500/123/133, SH 110, SW 12.5 mm	C 250	5.0 kg	24
17111310	Slot top 2S, Heelproof E NW 100, 1000/123/103, SH 80, SW 2x6 mm	B 125	5.0 kg	48
17111311	Slot top 2S, Heelproof E NW 100, 500/123/103, SH 80, SW 2x6 mm	B 125	2.5 kg	24
17111312	Maintenance unit 2S, Heelproof E NW 100, 500/123/103, SH 80, SW 2x6 mm	B 125	4.3 kg	24
17111304	Slot top 2S, Heelproof E NW 100, 1000/123/133, SH 110, SW 2x6 mm	C 250	5.8 kg	36
17111305	Slot top 2S, Heelproof E NW 100, 500/123/133, SH 110, SW 2x6 mm	C 250	3.0 kg	24
17111306	Maintenance unit 2S, Heelproof E NW 100, 500/123/133, SH 110, SW 2x6 mm	C 250	5.3 kg	24
17111307	Slot top 3S, Heelproof E NW 100, 1000/123/133, SH110, SW 3x6 mm	C 250	6.5 kg	36
17111308	Slot top 3S, Heelproof E NW 100, 500/123/133, SH110, SW 3x6 mm	C 250	3.3 kg	24
17111309	Maintenance unit 3S, Heelproof E NW 100, 500/123/133, SH110, SW 3x6 mm	C 250	5.6 kg	24
37962	Construction time cover for slot top SW 12 mm and SW 2x6 mm, L = 1000 mm, wood		0.1 kg	
37963	Cover tape for all slot tops, 50 mm wide, roll of 33 m		0.1 kg	
13399	Opening tool for maintenance unit cover – 2 pcs. required, plastic		0.1 kg	
Item no.	Accessories	Material	Weight	Pc./pallet
10310094	light sump unit 500/140/500 incl. pipe coupling DN 100 and plastic silt trap	FILCOTEN® HPC	25.1 kg	10
30056	Odour trap for sump unit for retrofitting DN 100	plastic	0.1 kg	
30019	Odour trap for outlet opening DN 100	plastic	0.2 kg	
19010400	Front/end cap, DN 100	plastic	0.1 kg	
19010230	light front cap	galvanised	0.3 kg	
19010330	light front cap <sup>1)</sup>	stainless steel	0.3 kg	
19010200	light mini front cap	galvanised	0.1 kg	
19010300	light mini front cap <sup>1)</sup>	stainless steel	0.1 kg	
19015926	SET installation supports, size 1, lower section, including nuts <sup>3)</sup>	galvanised	1.1 kg	
19015927	SET installation supports, size 1, top section, including bolts	galvanised	0.4 kg	
32080	light interlocking clip for mesh grating	galvanised	0.1 kg	
32067	light interlocking clip for ductile iron mesh grating	painted black	0.1 kg	
32068	light interlocking bracket (bolted) for ductile iron mesh grating	painted black	0.1 kg	



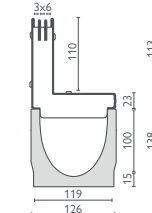
Slot top SW 12.5 class B



Slot top SW 12.5 class C



Slot top 2S, Heelproof SW 2x6, class C



Slot top 3S, Heelproof SW 3x6, class C



The retaining spring in the ductile iron mesh grating ensures a secure hold of the grating in the channel body.

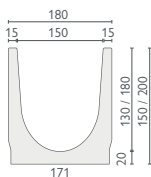


Slot tops symmetric, for load class D 400 or special parts on request.  
Installation guidelines at [www.bg-graspointner.com](http://www.bg-graspointner.com)



up to class C 250

# BG-FILCOTEN® light



## BG-FILCOTEN® light, NW 150

Drainage channel made of FILCOTEN® HPC (High Performance Concrete) up to class C, gratings lockable

Item no.	Channel body with safety joint	Slope	Weight	Pcs./Palett
10315000	light NW 150, no. 0	0.0 %	20.6 kg	20
10315050	light NW 150, no. 0, L = 500 mm	0.0 %	10.3 kg	16
10315062	light NW 50, no. 10-0	0.0 %	26.2 kg	12
10315052	light NW 150, no. 10-0, L = 500 mm	0.0 %	13.1 kg	16
10315070	light NW 151, no. 0, outlet opening DN 150	0.0 %	19.9 kg	20
10315072	light NW 151, no. 10-0, outlet opening DN 150	0.0 %	25.5 kg	12

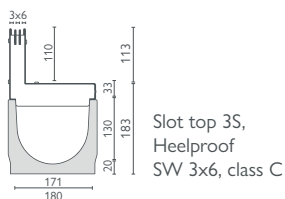
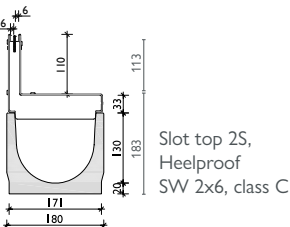
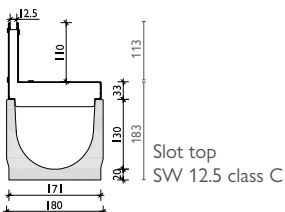
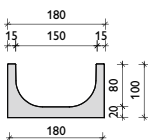
## BG-FILCOTEN® light mini, NW 150

Drainage channel made of FILCOTEN® HPC (High Performance Concrete) with a very low construction height up

Item no.	Channel body with safety joint	Slope	Weight	Pcs./Palett
10115000	FILCOTEN light mini NW 150, H = 100 mm	0.0 %	16.8 kg	32
10115070	light mini NW 151, H = 100 mm, outlet opening DN 100	0.0 %	16.2 kg	32

## Covers and accessories

for BG-FILCOTEN® light and light mini, NW 150




Item no.	Gratings	Load class	Weight	Pc./pallet
17015200	light slotted grating 1000/178/3, SW 8/130	A 15	2.5 kg	128
17015201	light slotted grating 500/178/3, SW 8/130	A 15	1.3 kg	48
17015210	light mesh grating 1000/178/2, MW 30/10	accessible by car	4.6 kg	100
17015211	light mesh grating 500/178/2, MW 30/10	accessible by car	2.3 kg	48
17015100	light ductile iron mesh grating 500/178/7, MW 15/28	C 250	4.6 kg	200
Item no.	BG-FILCOTEN® slot tops V asymmetric incl. accessories	Load class	Weight	Pc./pallet
17115243	Slot top V NW 150, 1000/173/143, SH 110, SW 12.5 mm	C 250	6.7 kg	24
17115244	Maintenance unit V NW 150, 500/173/143, SH 110, SW 12.5 mm	C 250	3.3 kg	16
17115281	Maintenance unit V NW 150, 500/173/143, SH 110, SW 12.5 mm	C 250	5.9 kg	16
17116204	Slot top 2S, Heelproof V NW 150, 1000/173/143, SH 110, SW 2x6 mm	C 250	7.0 kg	24
17116205	Slot top 2S, Heelproof V NW 150, 500/173/143, SH 110, SW 2x6 mm	C 250	3.5 kg	16
17116206	Maintenance unit 2S, Heelproof V NW 150, 500/173/143, SH 110, SW 2x6 mm	C 250	6.1 kg	16
37962	Construction time cover for slot top SW 12 mm and SW 2x6 mm, L = 1000 mm, wood		0.1 kg	
13399	Opening tool for maintenance unit cover – 2 pcs. required, plastic		0.1 kg	
Item no.	BG-FILCOTEN® slot tops E asymmetric incl. accessories	Load class	Weight	Pc./pallet
17115343	Slot top E NW 150, 1000/173/143, SH 110, SW 12.5 mm	C 250	6.7 kg	24
17115344	Slot top E NW 150, 500/173/143, SH 110, SW 12.5 mm	C 250	3.3 kg	16
17115381	Maintenance unit E NW 150, 500/173/143, SH 110, SW 12.5 mm	C 250	5.9 kg	16
17116304	Slot top 2S, Heelproof E NW 150, 1000/173/143, SH 110, SW 2x6mm <sup>1)</sup>	C 250	7.0 kg	24
17116305	Slot top 2S, Heelproof E NW 150, 500/173/143, SH 110, SW 2x6mm <sup>1)</sup>	C 250	3.5 kg	16
17116306	Maintenance unit 2S, Heelproof E NW 150, 500/173/143, SH110, SW 2x6mm <sup>1)</sup>	C 250	6.1 kg	16
17116307	Slot top 3S, Heelproof E NW 150, 1000/173/143, SH110, SW 3x6 mm <sup>1)</sup>	C 250	7.7 kg	24
17116308	Slot top 3S, Heelproof E NW 150, 500/173/143, SH110, SW 3x6 mm <sup>1)</sup>	C 250	3.9 kg	16
17116309	maintenance unit 3S, Heelproof , E NW 150, 500/173/143, SH110, SW 3x6 mm <sup>1)</sup>	C 250	6.5 kg	16
37962	Construction time cover for slot top SW 12 mm and SW 2x6 mm, L = 1000 mm, wood		0.1 kg	
37963	Cover tape for all slot tops, 50 mm wide, roll of 33 m		0.1 kg	
13399	Opening tool for maintenance unit cover – 2 pcs. required, plastic		0.1 kg	
Item no.	Accessories	Material	Weight	Pc./pallet
10315092	light sump unit 500/195/650 incl. pipe coupling DN 150 and plastic silt bucket	FILCOTEN® HPC	45.3 kg	8
30030	odour trap made of PVC bends DN 150/87°	plastic	3.9 kg	
30057	Odour trap for sump unit for retrofitting DN 150	plastic	0.2 kg	
19015230	light front cap	galvanised	0.5 kg	
19015232	light end cap with DN 100 outlet	galvanised steel	0.4 kg	
19015330	light front cap <sup>1)</sup>	stainless steel	0.5 kg	
19015332	light end cap with DN 100 outlet <sup>1)</sup>	stainless steel	0.4 kg	
19015200	light mini front cap	galvanised	0.3 kg	
19015300	light mini front cap <sup>1)</sup>	stainless steel	0.3 kg	
19020926	SET installation supports, size 2, lower section, including nuts <sup>2)</sup>	galvanised	1.2 kg	
19020927	SET installation supports, size 2, top section, including bolts	galvanised	0.5 kg	
32080	light interlocking clip for mesh grating	galvanised	0.1 kg	
32067	light interlocking clip for ductile iron mesh grating	painted black	0.1 kg	
32068	light interlocking bracket (bolted) for ductile iron mesh grating	painted black	0.1 kg	



Slot tops symmetric, for load class D 400 or special parts on request. Installation guidelines at [www.bg-graspointner.com](http://www.bg-graspointner.com)

## Gratings: BG-FILCOTEN® light and light mini, NW 100 and 150




slotted grating NW 100 SW 8/80, class A, galvanised and stainless steel  
slotted grating NW 150 SW 8/130, class A, galvanised steel



Mesh grating MW 30/10, accessible by car  
NW 100 galvanised and stainless steel / NW 150 galvanised only



Ductile iron mesh grating, class C  
MW 15/25 for NW 100  
MW 15/28 for NW 150



Slot top  
SW 12.5 mm, class B, NW 100, V & E  
SW 12.5 mm, class C, NW 100 / 150, V & E  
2S, SW 2x6 mm, class B NW 100, E  
2S, SW 2x6 mm C, NW 100 / 150, V & E  
3S, SW 3x6 mm, class C, NW 100 / 150, E

### BG-FILCOTEN® slot top covering


Slot tops are particularly suitable for architecturally challenging surfaces in which the design is just as important as the function.

The narrow slot width of 12.5 mm and/or 2 x 6 mm and 3 x 6 mm on our Heelproof versions with double and/or triple slot means that they can be perfectly fitted into the alignment of slots on the surface.

Throughout the construction period, the construction time cover and/or the cover tape should remain in the slot top as this prevents deformation and contamination of the system.

The maintenance units are integrated into the channel thread. This does not damage the visuals of the thread profile.

The recessed cover of the maintenance unit can be quickly and easily removed for cleaning purposes using a lifting grip.





### In-/Outlet cross-section

If channel runs have a line length of more than 2 meters, the water flows off just as well with a slot top as with a classic cover.

#### The reason:

The inlet cross-section of the slot top is – as the inlet cross-section of a classic cover – larger than the flow cross-section of the connected sewer pipe. The amount of draining water is limited by the drainpipe and not by the inlet cross sections of the cover.




## BG-FILCOTEN<sup>®</sup> light




prefabricated outlet opening DN 100 (NW 100) or DN 150 (NW 150)



Drainpipe, made of PVC sewer pipe installed on site



a) Odour trap for bottom outlet consisting of 3 parts  
b) outlet pipe has to be put into outlet opening before mounting the channel



c) The two remaining parts complete the odour trap (only for NW 100)!

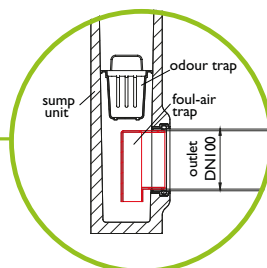
**i** Positioning of outlet opening: Channel end to outlet opening centre = 250 mm



light sump unit, L=500 mm, incl. silt bucket made of plastic, to fit NW




Odour trap for sump unit for retrofitting DN 100/150  
Installation: Insert the odour trap from the inside and connect with the sewage pipe.



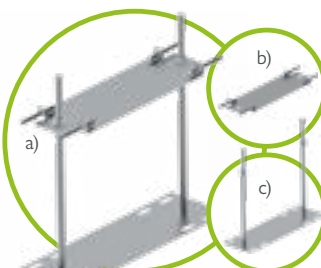
Odour trap made of PVC bends suitable for sump units with outlets DN 150




light NW 100 front/end cap plastic



a) front cap NW 100 / 150  
b) end cap NW 150 with outlet DN 150  
b) End cap NW 150 with outlet DN 100  
d) Mini front cap



Installation supports to fit NW made of galvanised steel  
a) Top part set + lower part set  
b) Top part set incl. bolts  
c) Lower part set incl. nuts



Locking mechanism of the mesh gratings with interlocking clip



Interlocking clips for Ductile iron mesh gr.



Interlocking clip for mesh gratings




Interlocking bracket (bolted) for ductile iron mesh gratings



Sealing system suitable for all channels with safety joint



# References



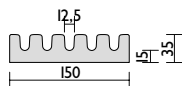

up to class C 250

# BG-FILCOTEN®

parkline

## BG-FILCOTEN® parkline, NW 150 – H 35 mm

Channel made of FILCOTEN® HPC (High Performance Concrete) up to class C, capacity: 1,1 l/m

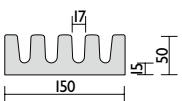


NEW

Item no.	Channel body	Slope	Weight	Pcs./Palett
12515005	parkline 150, H = 35 mm, SW 12.5 mm	0.0 %	9.2 kg	80
12515075	parkline 151, H = 35 mm, SW 12.5 mm, with outlet opening DN 100	0.0 %	8.9 kg	80
Item no.	Accessories	Material	Weight	Pcs./Palett
14140000	spot-p sump pit 440/440/500 <sup>2)</sup>	FILCOTEN® HPC	51.5 kg	8
12515084	Cross corner element, 150/150/35mm, H = 35mm, SW 12.5mm	FILCOTEN® HPC	1.3 kg	
12515383	Drain cover, double bridge	Stainless steel	0.2 kg	
12515385	Front cap	stainless steel	0.1 kg	
19015926	SET installation supports, size 1, lower section, including nuts <sup>1)</sup>	galvanised	1.1 kg	
19015927	SET installation supports, size 1, top section, including bolts	galvanised	0.4 kg	
12515291	Construction time barrier, 1000/150/14 mm	galvanised steel	1.5 kg	
12515392	Cleaning rake (without handle)	stainless steel	0.3 kg	

## BG-FILCOTEN® parkline, NW 150 – H 50 mm

Channel made of FILCOTEN® HPC (High Performance Concrete) up to class C, capacity: 2,0 l/m

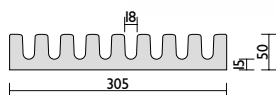



NEW

Item no.	Channel body	Slope	Weight	Pcs./Palett
12515001	parkline 150, H = 50 mm, SW 17 mm	0.0 %	11.9 kg	60
12515071	parkline 151, H = 50 mm, SW 17 mm, with outlet opening DN 100	0.0 %	11.6 kg	60
Item no.	Accessories	Material	Weight	Pcs./Palett
14140000	spot-p sump pit 440/440/500 <sup>2)</sup>	FILCOTEN® HPC	51.5 kg	8
12515081	Cross corner element, 150/150/50mm, H = 50mm, SW 17mm	FILCOTEN® HPC	1.8 kg	
12515384	Drain cover	stainless steel	0.1 kg	
12515386	Front cap	stainless steel	0.1 kg	
19015926	SET installation supports, size 1, lower section, including nuts <sup>1)</sup>	galvanised	1.1 kg	
19015927	SET installation supports, size 1, top section, including bolts	galvanised	0.4 kg	
12515292	Construction time barrier, 1000/150/14 mm	galvanised steel	1.3 kg	
12515391	Cleaning rake (without handle)	stainless steel	0.2 kg	

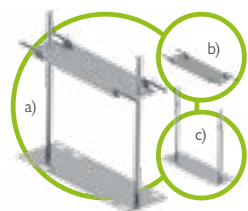
## BG-FILCOTEN® parkline, NW 300 – H 50 mm

Channel made of FILCOTEN® HPC (High Performance Concrete) up to class C, capacity: 4,5 l/m



NEW

Item no.	Channel body	Slope	Weight	Pcs./Palett
12530000	parkline 300, H = 50 mm, SW 18 mm	0.0 %	25.3 kg	30
12530070	parkline 301, H = 50 mm, SW 18 mm, with outlet opening DN 100	0.0 %	25.0 kg	30
Item no.	Accessories	Material	Weight	Pcs./Palett
14140000	spot-p sump pit 440/440/500 <sup>2)</sup>	FILCOTEN® HPC	51.5 kg	8
12530080	Cross corner element, 300/300/50mm, H = 50mm, SW 18mm	FILCOTEN® HPC	7.6 kg	
12515384	Drain cover	stainless steel	0.1 kg	
12530386	Front cap	stainless steel	0.1 kg	
19030926	SET installation supports, size 3, lower section, including nuts <sup>1)</sup>	galvanised	1.4 kg	
19030927	SET installation supports, size 3, top section, including bolts	galvanised	0.7 kg	
12530291	Construction time cover, 1000/300/20 mm	galvanised steel	2.8 kg	
12530390	Cleaning rake (without handle)	stainless steel	0.5 kg	




Installation supports, galvanised, to match NW


- a) Top part set + lower part set
- b) Top part set incl. bolts
- c) Lower part set incl. nuts




cross element from FILCOTEN® HPC for easy creation of train crossings



a) Drain cover made of stainless steel  
b) Outlet opening



Construction time cover to fit nominal width made of galvanised steel



front cap



GRASPOINTNER  
Sustainable innovation.

<sup>1)</sup> If the lower part is not used, threaded rods and nuts must be provided by the customer.

<sup>2)</sup> Details to BG-FILCOTEN® spot-p sump pit see on page 30 and 31.



# References

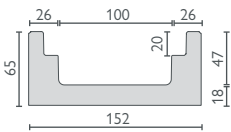

BG-FILCOTEN®



up to class C 250

# BG-FILCOTEN®

city mini




city mini H=65

## BG-FILCOTEN® city mini

Complete drainage channel made of FILCOTEN® HPC (High Performance Concrete)  
incl. edge and grating bearing, protection against longitudinal movement and fiX-locking

NEW

Item no.	Channel body NW 100	Slope	Weight	Pcs./Palett
10810000	city mini NW 100, H = 65 mm	0.0 %	11.2 kg	55
10810070	city mini NW 100, H= 65 mm, outlet opening DN 100	0.0 %	10.0 kg	55
Item no.	Accessories	Material	Weight	Pc./pallet
14140000	sump pit 440/440/500 <sup>1)</sup>	FILCOTEN® HPC	51.5 kg	8
19010001	city mini front cap	FILCOTEN® HPC	0.3 kg	
19010390	city mini end cap with outlet Ø 50	stainless steel	0.2 kg	
Covers with fiX-locking (no bolt connection) & slot tops class C				
Gratings & slot tops class C – see BG-FILCOTEN® tec NW 100				Page 33



city mini front cap,  
made of FILCOTEN® HPC



city mini end cap with outlet  
Ø 50 mm, made of stainless steel

## Innovation for increased precision:

The wedge-shaped connector system enables direction-independent installations and precise connection of the channel elements. In this way, the installation of the BG-FILCOTEN® city mini becomes much easier and more space-saving.



# References



GRASPOINTNER  
Sustainable innovation.

<sup>1)</sup> Details to BG-FILCOTEN® spot-p sump pit see on page 30 and 31

# Small dimensions, great effect.

The new reference class for parking garages and underground car parks: BG-FILCOTEN® city mini: the first drainage channel made entirely of FILCOTEN® HPC, with all the corresponding advantages. Extremely stable and robust, yet lightweight and high-performing. A channel that perfectly matches our mission statement: sustainable and innovative.

## COMBee design grating

- made of polyamide PA6; corrosion-free and UV-resistant
- up to load class C 250
- fiX locking system, protection against longitudinal movement
- anti-slip honeycomb profile

## One-material drainage channel

- incl. edge and grate bearing
- protection against longitudinal movement and fiX-locking integrated in the channel body
- very low construction height of 65 mm

## Mesh grating, MW 30/10

- made of stainless steel
- up to load class C 250
- fiX locking system, protection against longitudinal movement

## Tongue/groove/tenon system

- non-directional positioning possible
- Rebated channel edge seals off the water flow

## front cap

- from FILCOTEN® HPC

## Optional outlet opening

- DN 100

## end cap with outlet

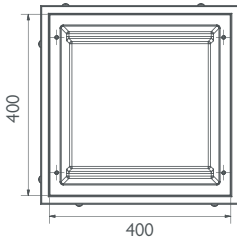
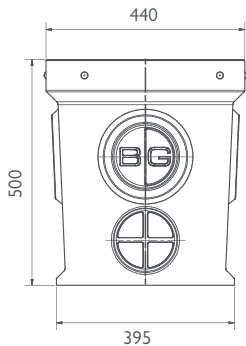

- made of stainless steel
- Ø 50 mm

## Your benefits at a glance:

- Drainage channel made entirely of FILCOTEN® HPC
- environmentally friendly, stable and lightweight
- quick and easy installation
- Combine with COMBee design grating for a completely corrosion-free system
- integrated anchoring pockets
- with optional outlet opening DN 100

up to class C 250

# BG-FILCOTEN<sup>®</sup> spot-p sump pit



## BG-FILCOTEN<sup>®</sup> spot-p


Sump pit made of FILCOTEN<sup>®</sup> HPC (High Performance Concrete) incl. preformed in- and outlet opening with forsheda-sealings

Item no.	FILCOTEN <sup>®</sup> HPC	Material	Weight	Pcs./Palett
14140000	spot-p 440/440/500	FILCOTEN <sup>®</sup> HPC	51.5 kg	8
Item no.	Gratings	Load class	Weight	Pc./pallet
17540201	spot-p mesh grating, 400/400/30, MW 30/30	accessible by car	10.0 kg	50
20700301	spot-p mesh grating, 400/400/30, MW 30/10, stainless steel	B 125	10.0 kg	50
20700302	spot-p mesh grating, 400/400/30, MW 30/10, stainless steel	C 250	11.8 kg	50
Item no.	Accessories	Material	Weight	Pc./pallet
30033	Surcharge for 1 drilling in sump pit DN 100 (Ø 138 mm)			
31310	Forsheda sealing DN 100	Elastomer	0.4 kg	
32108	fixing bolt M8x25 A2 (quantity: 4 pcs. per grating)	stainless steel		



BG-FILCOTEN<sup>®</sup> spot-p sump pit  
made of FILCOTEN<sup>®</sup> HPC with preformed part  
(ø 138 mm) for a Forsheda sealing DN 100

## Suitable channel systems for BG-FILCOTEN<sup>®</sup> spot-p:



BG-FILCOTEN<sup>®</sup> parkline  
element heights 35 and 50 mm  
up to class C | page 26 – 27



BG-FILCOTEN<sup>®</sup> city mini  
up to class C | page 28 – 29



BG-FLEX sigma tec  
up to class C | page 102 – 105



GRASPOINTNER  
Sustainable innovation.



# Four connections on the **spot.**

The BG-FILCOTEN® spot-p sump pit.

Made of innovative FILCOTEN® HPC, the BG-FILCOTEN® spot-p sump pit is the most tolerant component in our product range with its capacity to connect up to four different channels all at the same time.

## Four connections, easy handling and maximum reliability.

Underground car parks, private garages, carports and workshops are the preferred terrain for the monolithically constructed BG-FILCOTEN® spot-p. With its 47-litre retention capacity, the spot-p feels very much at home here collecting surface water. The retained water can be quickly and easily pumped away: simply remove the grating, insert the pump, run the pump, done.

### Innovative material

- monolithic component
- made entirely of FILCOTEN® HPC
- sturdy, durable and lightweight

### Three different gratings

- B 125 and C 250 gratings, 4-point boltable, made of 1.4301 stainless steel
- car accessible, made of galvanised steel

### Four connections

- connectable on up to 4 sides
- with drain option if required
- compatible with channel systems with a low construction height of up to 80 mm
- connects via a DN 100 PVC pipe elbow and Forsheda seal

### Optional outlet

- drain option available for discharge into mineral oil separator

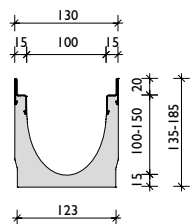

### Your benefits at a glance:

- Sturdy, lightweight and durable thanks to the FILCOTEN® HPC monolithic structure
- Can connect up to four different channels
- Easy to handle and maintain
- Suitable for garages, carports, underground car parks and workshops

up to class D 400

# BG-FILCOTEN<sup>®</sup>

tec

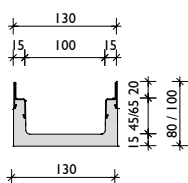


galvanised steel edge or  
stainless steel edge

## BG-FILCOTEN<sup>®</sup> tec incl. edges, NW 100

Drainage channel made of FILCOTEN<sup>®</sup> HPC (High Performance Concrete) with integrated galvanised (V) or stainless steel edge (E), up to class D

Item no.	Channel body with galvanised steel edge and safety joint	Slope	Weight	Pcs./Palett
10410200	tec V NW 100, no. 0	0.0 %	13.4 kg	30
10410250	tec V NW 100, no. 0, L = 500 mm	0.0 %	6.6 kg	24
10410261	tec V NW 100, no. 5-0	0.0 %	16.1 kg	25
10410251	tec V NW 100, no. 5-0, L = 500 mm, for drilling <sup>2)</sup>	0.0 %	9.4 kg	24
10410262	tec V NW 100, no. 10-0	0.0 %	18.7 kg	25
10410270	tec V NW 101 no. 0, outlet opening DN 100	0.0 %	13.1 kg	30
10410271	tec V NW 101 no. 5-0, outlet opening DN 100	0.0 %	15.8 kg	25
10410272	tec V NW 101 no. 10-0, outlet opening DN 100	0.0 %	18.4 kg	25
10410201-10	tec V NW 100, no. 1 to no. 10	0.5 %	13.4 - 18.5 kg	25
Item no.	Channel body with stainless steel edge and safety joint	Slope	Weight	Pcs./Palett
10410300	tec E NW 100, no. 0 <sup>1)</sup>	0.0 %	13.4 kg	30
10410350	tec E NW 100, no. 0, L=500 mm <sup>1)</sup>	0.0 %	6.6 kg	24
10410361	tec E NW 100, no. 5-0 <sup>1)</sup>	0.0 %	16.1 kg	25
10410351	tec E NW 100, no. 5-0, L = 500 mm, for drilling <sup>1) 2)</sup>	0.0 %	9.4 kg	24
10410362	tec E NW 100, no. 10-0 <sup>1)</sup>	0.0 %	18.7 kg	25
10410370	tec E NW 101, no. 0, outlet opening DN 100 <sup>1)</sup>	0.0 %	13.1 kg	25
10410371	tec E NW 101 no. 5-0 outlet opening DN 100 <sup>1)</sup>	0.0 %	15.8 kg	25
10410372	tec E NW 101 no. 10-0 outlet opening DN 100 <sup>1)</sup>	0.0 %	18.4 kg	25
10410301-10	tec E NW 100, no. 1 to no. 10 <sup>1)</sup>	0.5 %	13.4 - 18.5 kg	25



galvanised steel edge or  
stainless steel edge

## BG-FILCOTEN<sup>®</sup> tec mini incl. edges, NW 100

Drainage channel made of FILCOTEN<sup>®</sup> HPC (High Performance Concrete) with integrated galvanised (V) or stainless steel edge (E) up to class D – very low construction height

Item no.	Channel body with galvanised steel edge and safety joint	Slope	Weight	Pcs./Palett
10210201	tec V mini NW 100, H = 80 mm	0.0 %	9.1 kg	48
10210202	tec V mini NW 100, H = 100 mm	0.0 %	10.5 kg	42
10210271	tec V mini NW 101, H = 80 mm, outlet opening DN 100	0.0 %	8.8 kg	48
10210272	tec V mini NW 101, H = 100 mm, outlet opening DN 100	0.0 %	10.3 kg	42
Item no.	Channel body with stainless steel edge and safety joint	Slope	Weight	Pcs./Palett
10210301	tec E mini NW 100, H = 80 mm <sup>1)</sup>	0.0 %	9.1 kg	48
10210302	tec E mini NW 100, H = 100 mm <sup>1)</sup>	0.0 %	10.5 kg	42
10210371	tec E mini NW 101, H = 80 mm, outlet opening DN 100 <sup>1)</sup>	0.0 %	8.8 kg	48
10210372	tec E mini NW 101, H = 100 mm, outlet opening DN 100 <sup>1)</sup>	0.0 %	10.3 kg	42



Slot tops symmetric, for load class D 400 or special parts on request. Installation guidelines at [www.bg-graspointner.com](http://www.bg-graspointner.com)

## Channel body with outlet opening

The position of the outlet opening and/or the lateral drill-hole (left/right) can be freely selected.


Maximum lateral drilling diameter:

- with NW 100  $\varnothing$  86 mm
- with NW 150  $\varnothing$  130 mm
- with NW 200  $\varnothing$  180 mm

T- or cross-pieces can be produced easily and quickly.



For questions, please contact our technical support team.



GRASPOINTNER  
Sustainable innovation.

<sup>1)</sup> Delivery time on request.  
<sup>2)</sup> Lateral and/or vertical drill-hole, see picture on page 32.

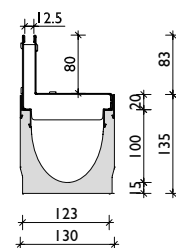
<sup>3)</sup> No anti-vandalism locking device possible.

<sup>4)</sup> If the lower part is not used, threaded rods and nuts must be provided by the customer.

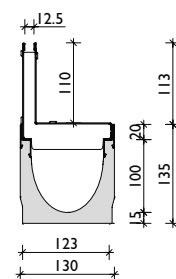
## Gratings and accessories

for BG-FILCOTEN® tec and tec mini with galvanised (V)  
or stainless steel edge (E), NW 100

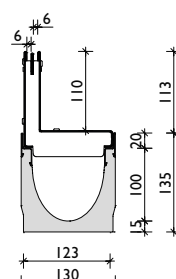
Item no.	Covers with fix-locking (no bolt connection)	Load class	Weight	Pc./pallet
17010220	tec mesh grating 1000/122/20, MW 30/10	B 125	2.8 kg	120
17010221	tec mesh grating 500/122/20, MW 30/10	B 125	1.4 kg	48
17010222	tec mesh grating 1000/122/20, MW 30/10	C 250	3.3 kg	120
17010223	tec mesh grating 500/122/20, MW 30/10	C 250	1.6 kg	48
17010322	tec mesh grating 1000/122/20, MW 30/10, stainless steel <sup>1)</sup>	C 250	3.3 kg	120
17010323	tec mesh grating 500/122/20, MW 30/10, stainless steel <sup>1)</sup>	C 250	1.6 kg	48
17010226	tec mesh grating 1000/122/20, MW 25/10 <sup>1)</sup>	D 400	7.4 kg	96
17010227	tec mesh grating 500/122/20, MW 25/10 <sup>1)</sup>	D 400	3.8 kg	48
17010326	tec mesh grating 1000/122/20, MW 25/10, stainless steel <sup>1)</sup>	D 400	7.4 kg	96
17010327	tec mesh grating 500/122/20, MW 25/10, stainless steel <sup>1)</sup>	D 400	3.8 kg	48
17010202	tec slotted grating 1000/122/20, SW 8/80 <sup>3)</sup>	A 15	1.5 kg	120
17010203	tec slotted grating 500/122/20, SW 8/80 <sup>3)</sup>	A 15	0.8 kg	48
17010206	tec slotted grating 1000/122/20, SW 8/80 <sup>1) 3)</sup>	C 250	4.5 kg	60
17010207	tec slotted grating 500/122/20, SW 8/80 <sup>1) 3)</sup>	C 250	2.2 kg	48
<b>tec slotted gratings on request in stainless steel available.</b>				
17010204	tec perforated grating 1000/122/20, Ø 6.0 mm	A 15	1.9 kg	120
17010205	tec perforated grating 500/122/20, Ø 6.0 mm	A 15	1.0 kg	48
17010228	tec perforated grating 1000/122/20, Ø 6.0 mm	C 250	3.3 kg	96
17010229	tec perforated grating 500/122/20, Ø 6.0 mm	C 250	1.7 kg	48
<b>tec perforated gratings on request in stainless steel available.</b>				
17010401	tec COMBee design grating 500/123/20, Ø 7.3 mm, plastic PA6 <sup>3)</sup>	B 125	0.9 kg	160
17010402	tec COMBee design grating 500/123/20, Ø 7.3 mm, plastic PA6 <sup>3)</sup>	C 250	1.1 kg	160
17010183	tec ductile iron design grating "KIARO" 500/122/20, SW 7 <sup>1) 3)</sup>	D 400	4.1 kg	240
17010403	tec plastic slotted grating 500/123/20, SVV 8/40, plastic PA6	B 125	1.1 kg	160
17010404	tec plastic slotted grating 500/123/20, SVV 8/40, plastic PA6	C 250	1.1 kg	160
17010111	tec ductile iron slotted grating 500/122/20, SW 10/100	B 125	2.6 kg	240
17010114	tec ductile iron slotted grating 500/122/20, SW 10/100	D 400	4.3 kg	240
17010101	tec ductile iron elongated bar grating 500/122/20, MW 29/13	C 250	3.2 kg	240
17010104	tec ductile iron elongated bar grating 500/122/20, MW 29/13	D 400	3.4 kg	240
17010110	tec ductile iron elongated bar grating 500/122/20, MW 28/9	D 400	3.4 kg	240
17010106	tec ductile iron elongated bar grating 500/122/20, MW 29/6, narrow SW	C 250	3.6 kg	240
<b>more tec design gratings – different designs <sup>1) 3)</sup> see pro design gratings NW 100</b>				
32087	tec anti-vandalism locking device (Requirement: 2 pieces per cover)	Stainless steel	0.1 kg	
Item no.	BG-FILCOTEN® slot tops V asymmetric incl. accessories	Load class	Weight	Pc./pallet
17110237	Slot top V NW 100, 1000/123/103, SH 80, SW 12.5 mm	B 125	4.4 kg	48
17110238	Slot top V NW 100, 500/123/103, SH 80, SW 12.5 mm	B 125	2.2 kg	24
17110297	Maintenance (17030109), 500/123/103, SH 80, SW 12.5 mm	B 125	4.1 kg	24
17110243	Slot top V NW 100, 1000/123/133, SH 110, SW 12.5 mm	C 250	5.4 kg	36
17110244	Slot top V NW 100, 500/123/133, SH 110, SW 12.5 mm	C 250	2.7 kg	24
17110281	Maintenance unit V NW 100, 500/123/133, SH 110, SW 12.5 mm	C 250	5.0 kg	24
17111204	Slot top 2S, Heelproof V NW 100, 1000/123/133, SH 110, SW 2x6 mm	C 250	5.8 kg	36
17111205	Slot top 2S, Heelproof V NW 100, 500/123/133, SH 110, SW 2x6 mm	C 250	3.0 kg	24
17111206	Maintenance unit 2S, Heelproof V NW 100, 500/123/133, SH 110, SW 2x6 mm	C 250	5.3 kg	24
37962	Construction time cover for slot top SW 12 mm and SW 2x6 mm, L = 1000 mm, wood		0.1 kg	
13399	Opening tool for maintenance unit cover – 2 pcs. required, plastic		0.1 kg	
Item no.	BG-FILCOTEN® slot tops E asymmetric incl. accessories	Load class	Weight	Pc./pallet
17110343	Slot top E NW 100, 1000/123/133, SH 110, SW 12.5 mm	C 250	5.4 kg	36
17110344	Slot top E NW 100, 500/123/133, SH 110, SW 12.5 mm	C 250	2.7 kg	24
17110381	Maintenance unit E NW 100, 500/123/133, SH 110, SW 12.5 mm	C 250	5.0 kg	24
17111310	Slot top 2S, Heelproof E NW 100, 1000/123/103, SH 80, SW 2x6 mm	B 125	5.0 kg	48
17111311	Slot top 2S, Heelproof E NW 100, 500/123/103, SH 80, SW 2x6 mm	B 125	2.5 kg	24
17111312	Maintenance unit 2S, Heelproof E NW 100, 500/123/103, SH 80, SW 2x6 mm	B 125	4.3 kg	24
17111304	Slot top 2S, Heelproof E NW 100, 1000/123/133, SH 110, SW 2x6 mmv	C 250	5.8 kg	36
17111305	Slot top 2S, Heelproof E NW 100, 500/123/133, SH 110, SW 2x6 mmv	C 250	3.0 kg	24
17111306	Maintenance unit 2S, Heelproof E NW 100, 500/123/133, SH 110, SW 2x6 mm	C 250	5.3 kg	24
17111307	Slot top 3S, Heelproof E NW 100, 1000/123/133, SH110, SW 3x6 mm	C 250	6.5 kg	36
17111308	Slot top 3S, Heelproof E NW 100, 500/123/133, SH110, SW 3x6 mm	C 250	3.3 kg	24
17111309	Maintenance unit 3S, Heelproof E NW 100, 500/123/133, SH110, SW 3x6 mm	C 250	5.6 kg	24
37962	Construction time cover for slot top SW 12 mm and SW 2x6 mm, L = 1000 mm, wood		0.1 kg	
37963	Cover tape for all slot tops, 50 mm wide, roll of 33 m		0.1 kg	
13399	Opening tool for maintenance unit cover – 2 pcs. required, plastic		0.1 kg	
<b>Slot tops class D – on request</b>				
Item no.	Accessories	Material	Weight	Pc./pallet
10410293	tec sump unit V 500/144/500 incl. pipe coupling DN 100 and plastic silt bucket	FILCOTEN® HPC	24.2 kg	10
10410393	tec sump unit E 500/144/500 incl. pipe coupling DN 100 and plastic silt bucket <sup>1)</sup>	FILCOTEN® HPC	24.2 kg	10
30030	odour trap made of PVC bends DN 150/87°	plastic	3.9 kg	
30056	Odour trap for sump unit for retrofitting DN 100	plastic	0.1 kg	
30019	Odour trap for outlet opening DN 100	plastic	0.2 kg	
19010400	Front/end cap, DN 100	plastic	0.1 kg	
19010230	tec front cap	galvanised	0.3 kg	
19010330	tec front cap <sup>1)</sup>	stainless steel	0.3 kg	
19010200	tec mini front cap	galvanised	0.1 kg	
19010300	tec mini front cap <sup>1)</sup>	stainless steel	0.1 kg	
19015926	SET installation supports, size 1, lower section, including nuts <sup>4)</sup>	galvanised	1.1 kg	
19015927	SET installation supports, size 1, top section, including bolts	galvanised	0.4 kg	



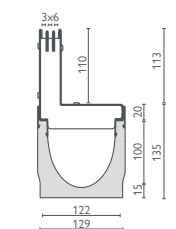
Slot top SW 12.5  
class B



Slot top  
SW 12.5 class C



Slot top 2S,  
Heelproof  
SW 2x6, class C



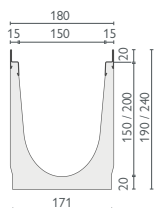
Slot top 3S,  
Heelproof  
SW 3x6, class C

**i** Slot tops symmetric,  
for load class D 400 or  
special parts on request.  
Installation guidelines at  
[www.bg-graspointner.com](http://www.bg-graspointner.com)

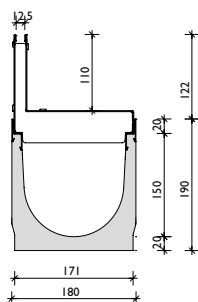
up to class D 400

# BG-FILCOTEN<sup>®</sup>

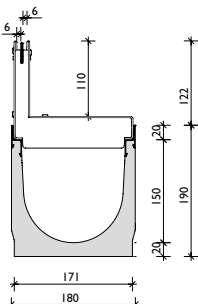
tec



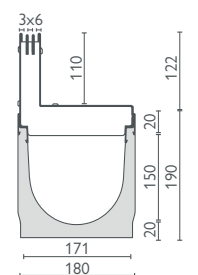
galvanised  
or stainless steel edge



Slot top  
SW 12.5, class C



Slot top 2S,  
Heelproof  
SW 2x6, class C



Slot top 3S,  
Heelproof  
SW 3x6, class C

## BG-FILCOTEN<sup>®</sup> tec incl. edges, NW 150

Drainage channel made of FILCOTEN<sup>®</sup> HPC (High Performance Concrete) with integrated galvanised (V) or stainless steel edge (E), up to class C

Item no.	Channel body with galvanised steel edge and safety joint	Slope	Weight	Pcs./Palett
10415200	tec V NW 150, no. 0	0.0 %	22.2 kg	16
10415250	tec V NW 150, no. 0, L = 500 mm	0.0 %	11.2 kg	16
10415262	tec V NW 150, no. 10-0	0.0 %	28.2 kg	12
10415252	tec V NW 150, no. 10-0, L = 500 mm	0.0 %	14.1 kg	16
10415270	tec V NW 151 no. 0, outlet opening DN 150	0.0 %	21.3 kg	16
10415272	tec V NW 151 no. 10-0, outlet opening DN 150	0.0 %	27.3 kg	12
Item no.	Channel body with stainless steel edge and safety joint	Slope	Weight	Pcs./Palett
10415300	tec E NW 150, no. 0 <sup>1)</sup>	0.0 %	22.2 kg	16
10415350	tec E NW 150, no. 0, L=500 mm <sup>1)</sup>	0.0 %	11.2 kg	16
10415362	tec E NW 150, no. 10-0 <sup>1)</sup>	0.0 %	28.2 kg	12
10415352	tec E NW 150, no. 10-0, L=500 mm <sup>1)</sup>	0.0 %	14.1 kg	16
10415370	tec E NW 151, no. 0, outlet opening DN 150 <sup>1)</sup>	0.0 %	21.3 kg	16
10415372	tec E NW 151, no. 10-0, outlet opening DN 150 <sup>1)</sup>	0.0 %	27.3 kg	12

## Gratings

for BG-FILCOTEN<sup>®</sup> tec with galvanised (V) or stainless steel edge (E), NW 150

Item no.	Covers with fix-locking (no bolt connection)	Load class	Weight	Pc./pallet
17015220	tec mesh grating 1000/172/20, MW 30/10	B 125	4.6 kg	68
17015221	tec mesh grating 500/172/20, MW 30/10	B 125	2.4 kg	48
17015222	tec mesh grating 1000/172/20, MW 30/10	C 250	6.9 kg	68
17015223	tec mesh grating 500/172/20, MW 30/10	C 250	3.6 kg	48
17015322	tec mesh grating 1000/172/20, MW 30/10, stainless steel <sup>1)</sup>	C 250	6.9 kg	68
17015323	tec mesh grating 500/172/20, MW 30/10, stainless steel <sup>1)</sup>	C 250	3.6 kg	48
17015228	tec perforated grating 1000/172/20, Ø 6.0 mm	C 250	7.0 kg	40
17015229	tec perforated grating 500/172/20, Ø 6.0 mm	C 250	3.5 kg	28
17015328	tec perforated grating 1000/172/20, Ø 6.0 mm, stainless steel <sup>1)</sup>	C 250	7.0 kg	40
17015329	tec perforated grating 500/172/20, Ø 6.0 mm, stainless steel <sup>1)</sup>	C 250	3.5 kg	28
17015111	tec ductile iron slotted grating 500/172/20, SW 10/150	B 125	4.5 kg	128
17015114	tec ductile iron slotted grating 500/172/20, SW 10/150	D 400	6.5 kg	128
17015101	tec ductile iron elongated bar grating 500/172/20, MW 29/13	C 250	5.1 kg	128
<b>tec design gratings – different designs<sup>1)</sup> see pro design gratings NW 150</b>				
32088	tec anti-vandalism locking device Requirement: 2 pieces per cover	Stainless steel	0.1 kg	
Item no.	BG-FILCOTEN <sup>®</sup> slot tops V asymmetric incl. accessories	Load class	Weight	Pc./pallet
17115243	Slot top V NW 150, 1000/173/143, SH 110, SW 12.5 mm	C 250	6.7 kg	24
17115244	Slot top V NW 150, 500/173/143, SH 110, SW 12.5 mm	C 250	3.3 kg	16
17115281	Maintenance unit V NW 150, 500/173/143, SH 110, SW 12.5 mm	C 250	5.9 kg	16
17116204	Slot top 2S, Heelproof V NW 150, 1000/173/143, SH 110, SW 2x6 mm	C 250	7.0 kg	24
17116205	Slot top 2S, Heelproof V NW 150, 500/173/143, SH 110, SW 2x6 mm	C 250	3.5 kg	16
<b>Slot tops class D – on request</b>				
17116206	Maintenance unit 2S, Heelproof V NW 150, 500/173/143, SH 110, SW 2x6 mm	C 250	6.1 kg	16
37962	Construction time cover for slot top 12 mm and SW 2x6 mm, L = 1000 mm, wood		0.1 kg	
13399	Opening tool for maintenance unit cover – 2 pcs. required, plastic		0.1 kg	
Item no.	BG-FILCOTEN <sup>®</sup> slot tops E asymmetric incl. accessories	Load class	Weight	Pc./pallet
17115343	Slot top E NW 150, 1000/173/143, SH 110, SW 12.5 mm	C 250	6.7 kg	24
17115344	Slot top E NW 150, 500/173/143, SH 110, SW 12.5 mm	C 250	3.3 kg	16
17115381	Maintenance unit E NW 150, 500/173/143, SH 110, SW 12.5 mm	C 250	5.9 kg	16
17116304	Slot top 2S, Heelproof E NW 150, 1000/173/143, SH 110, SW 2x6 mm <sup>1)</sup>	C 250	7.0 kg	24
17116305	Slot top 2S, Heelproof E NW 150, 500/173/143, SH 110, SW 2x6 mm <sup>1)</sup>	C 250	3.5 kg	16
17116306	Maintenance unit 2S, Heelproof E NW 150, 500/173/143, SH 110, SW 2x6 mm <sup>1)</sup>	C 250	6.1 kg	16
17116307	Slot top 3S, Heelproof E NW 150, 1000/173/143, SH110, SW 3x6 mm <sup>1)</sup>	C 250	7.7 kg	24
17116308	Slot top 3S, Heelproof E NW 150, 500/173/143, SH110, SW 3x6 mm <sup>1)</sup>	C 250	3.9 kg	16
17116309	Maintenance unit 3S, Heelproof, E NW 150, 500/173/143, SH110, SW 3x6 mm <sup>1)</sup>	C 250	6.5 kg	16
37962	Construction time cover for slot top SW 12 mm and SW 2x6 mm, L = 1000 mm, wood		0.1 kg	
37963	Cover tape for all slot tops, 50 mm wide, roll of 33 m		0.1 kg	
13399	Opening tool for maintenance unit cover – 2 pcs. required, plastic		0.1 kg	



Slot tops symmetric, for load class D 400 and special slot tops on request. Installation guidelines at [www.bg-graspointner.com](http://www.bg-graspointner.com)



GRASPOINTNER  
Sustainable innovation.

<sup>1)</sup> Delivery time on request.

<sup>2)</sup> If the lower part is not used, threaded rods and nuts must be provided by the customer.



## Accessories

for BG-FILCOTEN® tec with galvanised (V)  
or stainless steel edge (E), NW 150

Item no.	Accessories	Material	Weight	Pc./pallet
10415292	tec sump unit V 500/197/650 incl. pipe coupling DN 150 and plastic silt bucket	FILCOTEN® HPC	40.3 kg	8
10415392	tec sump unit E 500/197/500 incl. pipe coupling DN 150 and plastic silt bucket <sup>1)</sup>	FILCOTEN® HPC	40.3 kg	8
30030	odour trap made of PVC bends DN 150/87°	plastic	3.9 kg	
30057	Odour trap for sump unit for retrofitting DN 150	plastic	0.2 kg	
19015230	tec front cap	galvanised	0.5 kg	
19015231	tec end cap with outlet DN 150	galvanised steel	0.6 kg	
19015330	tec front cap <sup>1)</sup>	stainless steel	0.5 kg	
19015331	tec end cap with outlet DN 150 <sup>1)</sup>	stainless steel	0.6 kg	
19020926	SET installation supports, size 2, lower section, including nuts <sup>2)</sup>	galvanised	1.2 kg	
19020927	SET installation supports, size 2, top section, including bolts	galvanised	0.5 kg	

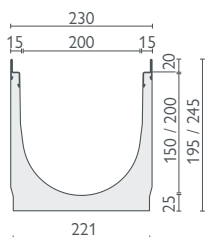
## References



up to class D 400

# BG-FILCOTEN®

tec



galvanised or stainless steel  
edge

## BG-FILCOTEN® tec incl. edges, NW 200

Drainage channel made of FILCOTEN® HPC (High Performance Concrete) with integrated galvanised (V) or stainless steel edge (E), up to class C

Item no.	Channel body with galvanised steel edge and safety joint	Slope	Weight	Pcs./Palett
10420200	tec V NW 200, no. 0	0.0 %	34.0 kg	9
10420250	tec V NW 200, no. 0, L = 500 mm	0.0 %	17.0 kg	6
10220200	tec V NW 200, H = 195 mm	0.0 %	30.2 kg	12
10220250	tec V NW 200, H = 195 mm, L = 500 mm	0.0 %	15.1 kg	12
10220270	tec V NW 201, H = 195 mm, outlet opening DN 200	0.0 %	28.4 kg	12
10420270	tec V NW 201, no. 0, outlet opening DN 200	0.0 %	32.4 kg	9
Item no.	Channel body with stainless steel edge and safety joint	Slope	Weight	Pcs./Palett
10220300	tec E NW 200, H = 195 mm <sup>1)</sup>	0.0 %	30.2 kg	12
10220350	tec E NW 200, H = 195 mm, L = 500 mm <sup>1)</sup>	0.0 %	15.1 kg	12
10420300	tec E NW 200, no. 0 <sup>1)</sup>	0.0 %	34.0 kg	9
10420350	tec E NW 200, no. 0, L=500 mm <sup>1)</sup>	0.0 %	17.0 kg	6
10220370	tec E NW 201, H = 195 mm, outlet opening DN 200 <sup>1)</sup>	0.0 %	28.4 kg	12
10420370	tec E NW 201, no. 0, outlet opening DN 200 <sup>1)</sup>	0.0 %	32.4 kg	9

## Gratings and accessories

for BG-FILCOTEN® tec with galvanised (V) or stainless steel edge (E), NW 200

Item no.	Covers with fix-locking (no bolt connection)	Load class	Weight	Pcs./Palett
17020220	tec mesh grating 1000/222/20, MW 30/10	B 125	6.0 kg	60
17020221	tec mesh grating 500/222/20, MW 30/10	B 125	3.1 kg	28
17020222	tec mesh grating 1000/222/20, MW 30/10	C 250	8.8 kg	60
17020223	tec mesh grating 500/222/20, MW 30/10	C 250	4.5 kg	28
17020322	tec mesh grating 1000/222/20, MW 30/10, stainless steel <sup>1)</sup>	C 250	8.8 kg	60
17020323	tec mesh grating 500/222/20, MW 30/10, stainless steel <sup>1)</sup>	C 250	4.5 kg	28
17020228	tec perforated grating 1000/222/20, Ø 6.0 mm	C 250	13.5 kg	60
17020229	tec perforated grating 500/222/20, Ø 6.0 mm	C 250	6.7 kg	28
17020328	tec perforated grating 1000/222/20, Ø 6.0 mm, stainless steel <sup>1)</sup>	C 250	13.5 kg	60
17020329	tec perforated grating 500/222/20, Ø 6.0 mm, stainless steel <sup>1)</sup>	C 250	6.7 kg	28
17020101	tec ductile iron elongated bar grating 500/222/20, MW 29/13	C 250	7.3 kg	98
	tec design gratings – different designs <sup>1) 3)</sup> see pro design gratings NW 200			
32089	tec anti-vandalism locking device Requirement: 2 pieces per cover	Stainless steel	0.1 kg	
Item no.	Accessories	Material	Weight	Pcs./Palett
10420292	tec sump unit V 500/261/650 incl. pipe coupling DN 200 and plastic silt bucket	FILCOTEN® HPC	48.0 kg	6
10420392	tec sump unit E 500/261/500 incl. pipe coupling DN 200 and plastic silt bucket <sup>1)</sup>	FILCOTEN® HPC	48.0 kg	6
30040	Odour trap made of PVC sewer pipes DN 200/87°	Plastic	7.4 kg	
19020230	tec front cap	galvanised	0.8 kg	
19020232	tec end cap with outlet DN 150	galvanised steel	0.5 kg	
19020330	tec front cap <sup>1)</sup>	stainless steel	0.8 kg	
19020332	tec end cap with outlet DN 150 <sup>1)</sup>	stainless steel	0.5 kg	
19020926	SET installation supports, size 2, lower section, including nuts <sup>2)</sup>	galvanised	1.2 kg	
19020927	SET installation supports, size 2, top section, including bolts	galvanised	0.5 kg	


<sup>1)</sup> Delivery time on request.

<sup>2)</sup> If the lower part is not used, threaded rods and nuts must be provided by the customer.




GRASPOINTNER  
Sustainable innovation.


## Gratings: BG-FILCOTEN® tec and tec mini NW 100 and tec NW 150, 200



Slotted grating, class A and C  
galvanised / stainless steel, SW 8/80  
for NW 100



Mesh grating, class B – galvanised  
steel and class C galvanised / stainless  
steel, MW 30/10, for all NW



Perforated grating  
galvanised / stainless steel, Ø 6.0 mm  
Class A and class C for NW 100  
Class C for NW 150, 200



slot top SW 12.5 mm,  
Class B for NW 100 – galvanised,  
class C for NW 100 and 150  
galvanised and stainless steel;  
class D - on request



Slot top 2S, Heelproof  
SW 2x6 mm, class B for NW 100, E  
Class C for NW 100 & 150, V & E  
class D - on request



Slot top 3S, Heelproof  
SW 3x6 mm, class C, for 100  
and 150, stainless steel  
class D - on request




COMBee design grating  
Ø 7,3 mm, class B and C  
plastic PA6  
for NW 100




plastic slotted grating  
SW 8/40, class B and C  
plastic PA6  
for NW 100



Ductile iron elongated bar  
grating MW 29/13, class C  
for all NW



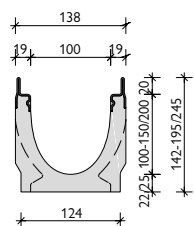
Ductile iron elongated bar  
grating MW 29/6  
narrow SW, class C  
for NW 100



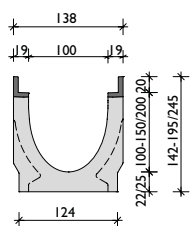
Ductile iron slotted grating SW  
10/100, 10/150  
class B – for NW 100 and 150

up to class F 900

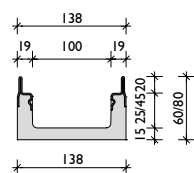
# BG-FILCOTEN® pro



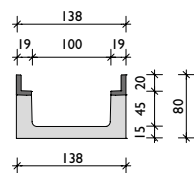
galvanised steel edge or  
stainless steel edge



cast iron edge



galvanised  
or stainless steel edge



cast iron edge

## BG-FILCOTEN® pro incl. edges, NW 100

Drainage channel made of FILCOTEN® HPC (High Performance Concrete) with integrated cast iron (G), galvanised (V) or stainless steel edge (E), up to class F 900

Item no.	Channel body with galvanised steel edge and safety joint	Slope	Weight	Pcs./Palett
10610200	pro V NW 100, no. 0	0.0 %	18.3 kg	25
10610280	pro V NW 100, no. 0, L = 500 mm	0.0 %	9.6 kg	20
10610261	pro V NW 100, no. 5-0	0.0 %	21.6 kg	20
10610281	pro V NW 100, no. 5-0, L = 500 mm, for drilling <sup>2)</sup>	0.0 %	13.2 kg	20
10610262	pro V NW 100, no. 10-0	0.0 %	24.9 kg	20
10610264	pro V NW 100, no. 20-0	0.0 %	31.0 kg	15
10610270	pro V NW 101 no. 0, outlet opening DN 100	0.0 %	18.0 kg	25
10610271	pro V NW 101 no. 5-0, outlet opening DN 100	0.0 %	21.3 kg	20
10610272	pro V NW 101 no. 10-0, outlet opening DN 100	0.0 %	24.6 kg	20
10610274	pro V NW 101 no. 20-0, outlet opening DN 100	0.0 %	30.6 kg	15
10610201-10	pro V NW 100, no. 1 to no. 10	0.5 %	18.6 - 24.6 kg	20
Item no.	Channel body with cast iron edge and safety joint	Slope	Weight	Pcs./Palett
10610100	pro G NW 100, no. 0	0.0 %	19.1 kg	25
10610180	pro G NW 100, no. 0, L = 500 mm	0.0 %	9.7 kg	20
10610161	pro G NW 100, no. 5-0	0.0 %	22.6 kg	20
10610181	pro G NW 100, no. 5-0, L = 500 mm, for drilling <sup>2)</sup>	0.0 %	13.5 kg	20
10610162	pro G NW 100, no. 10-0	0.0 %	26.1 kg	20
10610164	pro G NW 100, no. 20-0	0.0 %	32.0 kg	15
10610170	pro G NW 101 no. 0, outlet opening DN 100	0.0 %	18.8 kg	25
10610171	pro G NW 101, no. 5-0, outlet opening DN 100	0.0 %	22.3 kg	20
10610172	pro G NW 101, no. 10-0, outlet opening DN 100	0.0 %	25.8 kg	20
10610174	pro G NW 101, no. 20-0, outlet opening DN 100	0.0 %	31.6 kg	15
10610101-10	pro G NW 100, no. 1 to no. 10	0.5 %	19.5 - 25.4 kg	20
Item no.	Channel body with stainless steel edge and safety joint	Slope	Weight	Pcs./Palett
10610300	pro E NW 100, no. 0 <sup>1)</sup>	0.0 %	18.3 kg	25
10610362	pro E NW 100, no. 10 -0 <sup>1)</sup>	0.0 %	24.9 kg	20
10610370	pro E NW 101 no. 0, outlet opening DN 100 <sup>1)</sup>	0.0 %	18.0 kg	25
10610372	pro E NW 101 no. 10-0, outlet opening DN 100 <sup>1)</sup>	0.0 %	24.6 kg	20
10610301-10	pro E NW 100, no. 1 to no. 10 <sup>1)</sup>	0.5 %	18.6 - 24.6 kg	20

## BG-FILCOTEN® pro mini incl. edges, NW 100

Drainage channel made of FILCOTEN® HPC (High Performance Concrete) with integrated cast iron (G), galvanised (V) or stainless steel edge (E), up to class F 900 – very low construction height

Item no.	Channel body with galvanised steel edge and safety joint	Slope	Weight	Pcs./Palett
10510200	pro V mini NW 100, H = 60 mm	0.0 %	9.1 kg	50
10510201	pro V mini NW 100, H = 80 mm	0.0 %	11.2 kg	40
10510270	pro V mini NW 101 H = 60 mm, outlet opening DN 100	0.0 %	8.9 kg	50
10510271	pro V mini NW 101 H = 80 mm, outlet opening DN 100	0.0 %	11.0 kg	40
Item no.	Channel body with cast iron edge and safety joint	Slope	Weight	Pcs./Palett
10510101	pro G mini NW 100, H = 80 mm	0.0 %	12.2 kg	40
10510171	pro G mini NW 101 H = 80 mm, outlet opening DN 100	0.0 %	12.0 kg	40
Item no.	Channel body with stainless steel edge and safety joint	Slope	Weight	Pcs./Palett
10510300	pro E mini NW 100, H = 60 mm <sup>1)</sup>	0.0 %	9.1 kg	50
10510301	pro E mini NW 100, H = 80 mm <sup>1)</sup>	0.0 %	11.2 kg	40
10510370	pro E mini NW 101 H = 60 mm, outlet opening DN 100 <sup>1)</sup>	0.0 %	8.9 kg	50
10510371	pro E mini NW 101 H = 80 mm, outlet opening DN 100 <sup>1)</sup>	0.0 %	11.0 kg	40

<sup>1)</sup> Delivery time on request.

<sup>2)</sup> Lateral and/or vertical drill-hole, see picture on page 39.

<sup>3)</sup> No anti-vandalism locking device possible.

<sup>4)</sup> Screw connections only possible when used with an iron edge / screw connection material to be ordered separately.

<sup>5)</sup> If the lower part is not used, threaded rods and nuts must be provided by the customer.



## Covers and accessories


for BG-FILCOTEN® pro and pro mini with cast iron edge (G), galvanised (V) or stainless steel edge (E), NW 100

Item no.	Covers with fix-locking (no bolt connection)	Load class	Weight	Pcs./Palett
17010222	pro mesh grating 1000/122/20, MW 30/10	C 250	3.3 kg	120
17010223	pro mesh grating 500/122/20, MW 30/10	C 250	1.6 kg	48
17010322	pro mesh grating 1000/122/20, MW 30/10, stainless steel <sup>1)</sup>	C 250	3.3 kg	120
17010323	pro mesh grating 500/122/20, MW 30/10, stainless steel <sup>1)</sup>	C 250	1.6 kg	48
17010226	pro mesh grating 1000/122/20, MW 25/10 <sup>1)</sup>	D 400	7.4 kg	96
17010227	pro mesh grating 500/122/20, MW 25/10 <sup>1)</sup>	D 400	3.8 kg	48
17010326	pro mesh grating 1000/122/20, MW 25/10, stainless steel <sup>1)</sup>	D 400	7.4 kg	96
17010327	pro mesh grating 500/122/20, MW 25/10, stainless steel <sup>1)</sup>	D 400	3.8 kg	48
17010206	pro slotted grating 1000/122/20, SVW 8/80 <sup>1) 3)</sup>	C 250	4.5 kg	60
17010207	pro slotted grating 500/122/20, SVW 8/80 <sup>1) 3)</sup>	C 250	2.2 kg	48
17010306	pro slotted grating 1000/122/20, SVW 8/80, AISI 304 <sup>1) 3)</sup>	C 250	4.5 kg	60
17010307	pro slotted grating 500/122/20, SVW 8/80, stainless steel <sup>1) 3)</sup>	C 250	2.2 kg	48
17010228	pro perforated grating 1000/122/20, Ø 6.0 mm	C 250	3.3 kg	96
17010229	pro perforated grating 500/122/20, Ø 6.0 mm	C 250	1.7 kg	48
17010328	pro perforated grating 1000/122/20, Ø 6.0 mm, stainless steel <sup>1)</sup>	C 250	3.3 kg	96
17010329	pro perforated grating 500/122/20, Ø 6.0 mm, stainless steel <sup>1)</sup>	C 250	1.7 kg	48
17010402	pro COMBee - design grating 500/123/20, Ø 7.3 mm, plastic PA6 <sup>3)</sup>	C 250	1.1 kg	160
17010404	pro plastic slotted grating 500/123/20, SVW 8/40, plastic PA6	C 250	1.1 kg	160
17010101	pro ductile iron elongated bar grating 500/122/20, MW 29/13	C 250	3.2 kg	240
17010106	pro ductile iron elongated bar grating 500/122/20, MW 29/6, narrow SW	C 250	3.6 kg	240
17010104	pro ductile iron elongated bar grating 500/122/20, MW 29/13	D 400	3.4 kg	240
17010110	pro ductile iron elongated bar grating 500/122/20, MW 28/9	D 400	3.4 kg	240
17010105	pro ductile iron slotted grating 500/122/20, SW 14/100	E 600	3.8 kg	240
17010107	pro ductile iron slotted grating 500/122/20, SW 14/100	F 900	4.8 kg	240
17010183	pro ductile iron design grating "KIARO" 500/122/20, SW 7 <sup>1) 3)</sup>	D 400	4.1 kg	240
17010184	pro ductile iron design grating "VIA" 500/122/20, SW 7 <sup>1) 3)</sup>	D 400	3.6 kg	240
17010185	pro ductile iron design grating "RIVER" 500/122/20, SW 8 <sup>1)</sup>	D 400	3.8 kg	240
17010180	pro ductile iron design grating "VILLE" 500/122/20, SW 7 <sup>1)</sup>	E 600	5.2 kg	240
32087	pro anti-vandalism locking device Requirement: 2 pieces per cover	Stainless steel	0.1 kg	
Item no.	Gratings 4 point bolted (only in cast iron edge)	Load class	Weight	Pcs./Palett
17010108	pro ductile iron slotted grating 500/122/20, SW 14/100	D 400	3.8 kg	240
17010103	pro ductile iron elongated bar grating 500/122/20, MW 22/13 <sup>4)</sup>	E 600	4.2 kg	240
32103	pro locking device kit for ductile iron elongated bar grating class E (1 pc. bolt, 1 pc. nut - 8 pcs. required per m)			
32109	pro locking device kit stainless steel for ductile iron elongated bar grating class E (1 pc. bolt, 1 pc. nut - 8 pcs. required per m)			
Item no.	BG-FILCOTEN® slot tops V / E asymmetric incl. accessories	Load class	Weight	Pcs./Palett
	<b>Slot tops class C – see BG-FILCOTEN® tec NW 100</b>			
	<b>Slot tops class D – on request</b>			
Item no.	Accessories	Material	Weight	Pcs./Palett
10610192	pro sump unit G 500/145/600 incl. pipe coupling DN 100 and plastic silt bucket	FILCOTEN® HPC	33.1 kg	10
10610292	pro sump unit V 500/145/600 incl. pipe coupling DN 100 and plastic silt bucket	FILCOTEN® HPC	32.6 kg	10
10610392	pro sump unit E 500/145/600 incl. pipe coupling DN 100 and plastic silt bucket <sup>1)</sup>	FILCOTEN® HPC	32.6 kg	10
30056	Odour trap for sump unit for retrofitting DN 100	plastic	0.1 kg	
30019	Odour trap for outlet opening DN 100	plastic	0.2 kg	
19010400	Front/end cap, DN 100	plastic	0.1 kg	
19010230	pro front cap	galvanised	0.3 kg	
19010330	pro front cap	stainless steel	0.3 kg	
19010200	pro mini front cap	galvanised	0.1 kg	
19010300	pro mini front cap <sup>1)</sup>	stainless steel	0.1 kg	
19015926	SET installation supports, size 1, lower section, including nuts <sup>5)</sup>	galvanised	1.1 kg	
19015927	SET installation supports, size 1, top section, including bolts	galvanised	0.4 kg	

NEW

NEW

NEW



### Channel body with outlet opening

The position of the outlet opening and/or the lateral drill-hole (left/right) can be freely selected.

- Maximum lateral drilling diameter:
- with NW 100 ø 86 mm
- with NW 150 ø 130 mm
- with NW 200 ø 180 mm
- T- or cross-pieces can be produced easily and quickly.

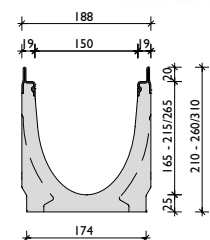


For questions, please contact our technical support team.

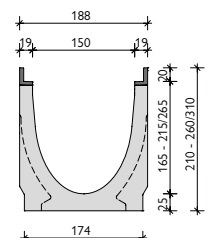
up to class F 900

# BG-FILCOTEN<sup>®</sup>

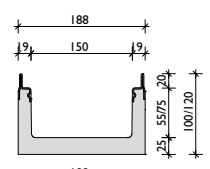
pro



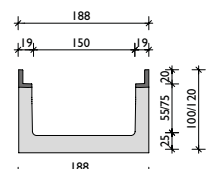
galvanised  
or stainless steel edge



cast iron edge



galvanised  
or stainless steel edge



cast iron edge

## BG-FILCOTEN<sup>®</sup> pro incl. edges, NW 150

Drainage channel made of FILCOTEN<sup>®</sup> HPC (High Performance Concrete) with integrated cast iron (G), galvanised (V) or stainless steel edge (E), up to class F 900

Item no.	Channel body with galvanised steel edge and safety joint	Slope	Weight	Pcs./Palett
10615200	pro V NW 150, no. 0	0.0 %	30.8 kg	16
10615280	pro V NW 150, no. 0, L = 500 mm	0.0 %	15.2 kg	16
10615261	pro V NW 150, no. 5-0	0.0 %	34.6 kg	12
10615281	pro V NW 150, no. 5-0, L = 500 mm, for drilling <sup>2)</sup>	0.0 %	20.7 kg	16
10615262	pro V NW 150, no. 10-0	0.0 %	37.8 kg	12
10615264	pro V NW 150, no. 20-0	0.0 %	47.7 kg	8
10615270	pro V NW 151 no. 0, outlet opening DN 150	0.0 %	29.7 kg	16
10615271	pro V NW 151 no. 5-0, outlet opening DN 150	0.0 %	33.5 kg	12
10615272	pro V NW 151 no. 10-0, outlet opening DN 150	0.0 %	36.7 kg	12
10615274	pro V NW 151 no. 20-0, outlet opening DN 150	0.0 %	46.6 kg	8
10615201-10	pro V NW 150, no. 1 to no. 10	0.5 %	31.5 – 37.5 kg	12
Item no.	Channel body with cast iron edge and safety joint	Slope	Weight	Pcs./Palett
10615100	pro G NW 150, no. 0	0.0 %	31.8 kg	16
10615180	pro G NW 150, no. 0, L = 500 mm	0.0 %	15.7 kg	16
10615161	pro G NW 150, no. 5-0	0.0 %	35.6 kg	12
10615181	pro G NW 150, no. 5-0, L = 500 mm, for drilling <sup>2)</sup>	0.0 %	21.2 kg	16
10615162	pro G NW 150, no. 10-0	0.0 %	38.8 kg	12
10615164	pro G NW 150, no. 20-0	0.0 %	48.7 kg	8
10615170	pro G NW 151 no. 0, outlet opening DN 150	0.0 %	30.7 kg	16
10615171	pro G NW 151, no. 5-0, outlet opening DN 150	0.0 %	34.5 kg	12
10615172	pro G NW 151 no. 10-0, outlet opening DN 150	0.0 %	37.7 kg	12
10615174	pro G NW 151, no. 20-0, outlet opening DN 150	0.0 %	47.6 kg	8
10615101-10	pro G NW 150, no. 1 to no. 10	0.5 %	32.5 – 38.5 kg	12
Item no.	Channel body with stainless steel edge and safety joint	Slope	Weight	Pcs./Palett
10615300	pro E NW 150, no. 0 <sup>1)</sup>	0.0 %	30.8 kg	16
10615362	pro E NW 150 no. 10 -0 <sup>1)</sup>	0.0 %	37.8 kg	12
10615370	pro E NW 151 no. 0, outlet opening DN 150 <sup>1)</sup>	0.0 %	29.7 kg	16
10615372	pro E NW 151 no. 10-0, outlet opening DN 150 <sup>1)</sup>	0.0 %	36.7 kg	12
10615301-10	pro E NW 150, no. 1 to no. 10 <sup>1)</sup>	0.5 %	31.5 – 37.5 kg	12

## BG-FILCOTEN<sup>®</sup> pro mini incl. edges, NW 150

Drainage channel made of FILCOTEN<sup>®</sup> HPC (High Performance Concrete) with integrated cast iron (G), galvanised (V) or stainless steel edge (E) up to class F 900 – very low construction height

Item no.	Channel body with galvanised steel edge and safety joint	Slope	Weight	Pcs./Palett
10515202	pro V mini NW 150, H = 100 mm	0.0 %	18.9 kg	24
10515200	pro V mini NW 150, H = 120 mm <sup>1)</sup>	0.0 %	20.2 kg	20
10515272	pro V mini NW 151 H = 100 mm, outlet opening DN 150	0.0 %	18.0 kg	24
10515270	pro V mini NW 151 H = 120 mm, outlet opening DN 150	0.0 %	19.3 kg	20
Item no.	Channel body with cast iron edge and safety joint	Slope	Weight	Pcs./Palett
10515102	pro G mini NW 150, H = 100 mm	0.0 %	19.8 kg	24
10515100	pro G mini NW 150, H = 120 mm <sup>1)</sup>	0.0 %	21.7 kg	20
10515172	pro G mini NW 151 H = 100 mm, outlet opening DN 150	0.0 %	18.9 kg	24
10515170	pro G mini NW 151 H = 120 mm, outlet opening DN 150	0.0 %	20.8 kg	20
Item no.	Channel body with stainless steel edge and safety joint	Slope	Weight	Pcs./Palett
10515302	pro E mini NW 150, H = 100 mm <sup>1)</sup>	0.0 %	18.9 kg	24
10515300	pro E mini NW 150, H = 120 mm <sup>1)</sup>	0.0 %	20.2 kg	20
10515372	pro E mini NW 151 H = 100 mm, outlet opening DN 150 <sup>1)</sup>	0.0 %	18.0 kg	24
10515370	pro E mini NW 151 H = 120 mm, outlet opening DN 150 <sup>1)</sup>	0.0 %	19.3 kg	20

<sup>1)</sup> Delivery time on request.

<sup>2)</sup> Lateral and/or vertical drill-hole, see picture on page 39.

<sup>3)</sup> No anti-vandalism locking device possible.

<sup>4)</sup> Screw connections only possible when used with an iron edge / screw connection material to be ordered separately.

<sup>5)</sup> If the lower part is not used, threaded rods and nuts must be provided by the customer.

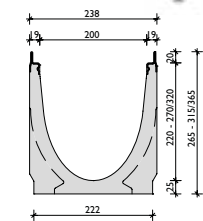
## Covers and accessories

for BG-FILCOTEN® pro and pro mini with cast iron edge (G), galvanised (V) or stainless steel edge (E), NW 150

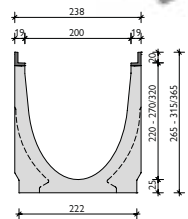
Item no.	Covers with fiX-locking (no bolt connection)	Load class	Weight	Pcs./Palett
17015222	pro mesh grating 1000/172/20, MW 30/10	C 250	6.9 kg	68
17015223	pro mesh grating 500/172/20, MW 30/10	C 250	3.6 kg	48
17015322	pro mesh grating 1000/172/20, MW 30/10, stainless steel <sup>1)</sup>	C 250	6.9 kg	68
17015323	pro mesh grating 500/172/20, MW 30/10, stainless steel <sup>1)</sup>	C 250	3.6 kg	48
17015226	pro mesh grating 1000/172/20, MW 25/10 <sup>1)</sup>	D 400	10.4 kg	68
17015227	pro mesh grating 500/172/20, MW 25/10 <sup>1)</sup>	D 400	5.3 kg	48
17015228	tec perforated grating 1000/172/20, Ø 6,0 mm	C 250	7.0 kg	40
17015229	tec perforated grating 500/172/20, Ø 6,0 mm	C 250	3.5 kg	28
17015328	tec perforated grating 1000/172/20, Ø 6,0 mm, stainless steel <sup>1)</sup>	C 250	7.0 kg	40
17015329	tec perforated grating 500/172/20, Ø 6,0 mm, stainless steel <sup>1)</sup>	C 250	3.5 kg	28
17015101	pro ductile iron elongated bar grating 500/172/20, MW 29/13	C 250	5.1 kg	128
17015104	pro ductile iron elongated bar grating 500/172/20, MW 29/13	D 400	5.2 kg	128
17015110	pro ductile iron elongated bar grating 500/172/20, MW 28/9	D 400	5.5 kg	128
17015183	pro ductile iron design grating "KIARO" 500/172/20, SW 7 <sup>1)</sup> <sup>3)</sup>	D 400	6.0 kg	128
17015184	pro ductile iron design grating "VIA" 500/172/20, SW 7 <sup>1)</sup> <sup>3)</sup>	D 400	5.6 kg	128
17015185	pro ductile iron design grating "RIVER" 500/122/20, SW 8 <sup>1)</sup>	D 400	6.1 kg	128
17015180	pro ductile iron design grating "VILLE" 500/172/20, SW 7 <sup>1)</sup>	E 600	8.6 kg	128
17015105	pro ductile iron slotted grating 500/172/20, SW 14/150	E 600	7.0 kg	96
32088	pro anti-vandalism locking device Requirement: 2 pieces per cover	Stainless steel	0.1 kg	
Item no.	Gratings 4 point bolted (only in cast iron edge)	Load class	Weight	Pcs./Palett
17015108	pro ductile iron slotted grating 500/172/20, SW 14/150 <sup>4)</sup>	D 400	5.5 kg	128
17015107	pro ductile iron slotted grating 500/172/20, SW 14/150	F 900	7.0 kg	128
17015102	pro ductile iron elongated bar grating 500/172/20, MW 25/13 <sup>4)</sup>	D 400	5.2 kg	128
17015103	pro ductile iron elongated bar grating 500/172/20, MW 22/13 <sup>4)</sup>	E 600	7.2 kg	128
32103	pro locking device kit for ductile iron grating class D and E (1 pc. bolt, 1 pc. nut - 8 pcs. required per m)			
32109	pro locking device kit stainless steel for ductile iron grating class D and E (1 pc. bolt, 1 pc. nut - 8 pcs. required per m)			
Item no.	BG-FILCOTEN® slot tops V / E asymmetric incl. accessories	Load class	Weight	Pcs./Palett
	<b>Slot tops class C and D – see BG-FILCOTEN® tec NW 150</b>			
	<b>Slot tops class D – on request</b>			
Item no.	Accessories	Material	Weight	Pcs./Palett
10615192	pro sump unit G 500/200/690 incl. pipe coupling DN 150 and plastic silt bucket	FILCOTEN® HPC	45.3 kg	8
10615292	pro sump unit V 500/200/690 incl. pipe coupling DN 150 and plastic silt bucket	FILCOTEN® HPC	44.8 kg	8
10615392	pro sump unit E 500/200/690 incl. pipe coupling DN 150 and plastic silt trap <sup>1)</sup>	FILCOTEN® HPC	44.8 kg	8
30030	odour trap made of PVC bends DN 150/87°	plastic	3.9 kg	
30057	Odour trap for sump unit for retrofitting DN 150	plastic	0.2 kg	
19015230	pro front cap (no. 0 – 10-0)	galvanised	0.5 kg	
19015231	pro end cap with outlet DN 150 (no. 0 – 10-0)	galvanised	0.6 kg	
19015215	pro front cap (no. 20-0)	galvanised	0.6 kg	
19015216	pro end cap with outlet DN 150 (no. 20-0)	galvanised	0.7 kg	
19015330	pro front cap (no. 0 – 10-0) <sup>1)</sup>	stainless steel	0.5 kg	
19015331	pro end cap with outlet DN 150 (no. 0 – 10-0) <sup>1)</sup>	stainless steel	0.6 kg	
19015315	pro front cap (no. 20-0) <sup>1)</sup>	stainless steel	0.6 kg	
19015316	pro end cap with outlet DN 150 (no. 20-0) <sup>1)</sup>	stainless steel	0.7 kg	
19015200	pro mini front cap (H=100 und H=120 mm)	galvanised	0.3 kg	
19015300	pro mini front cap (H=100 und H=120 mm) <sup>1)</sup>	stainless steel	0.3 kg	
19020926	SET installation supports, size 2, lower section, including nuts <sup>5)</sup>	galvanised	1.2 kg	
19020927	SET installation supports, size 2, top section, including bolts	galvanised	0.5 kg	

up to class F 900

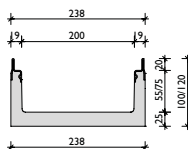

# BG-FILCOTEN® pro



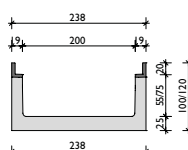
galvanised  
or stainless steel edge



cast iron edge



galvanised  
or stainless steel edge



cast iron edge

## BG-FILCOTEN® pro incl. edges, NW 200

Drainage channel made of FILCOTEN® HPC (High Performance Concrete) with integrated cast iron (G), galvanised (V) or stainless steel edge (E), up to class F 900

Item no.	Channel body with galvanised steel edge and safety joint	Slope	VWeight	Pcs./Palett
10620200	pro V NW 200, no. 0	0.0 %	44.0 kg	9
10620280	pro V NW 200, no. 0, L = 500 mm	0.0 %	22.1 kg	12
10620261	pro V NW 200, no. 5-0	0.0 %	49.3 kg	6
10620281	pro V NW 200, no. 5-0, L = 500 mm, for drilling <sup>2)</sup>	0.0 %	29.6 kg	12
10620262	pro V NW 200, no. 10-0	0.0 %	54.3 kg	6
10620264	pro V NW 200, no. 20-0	0.0 %	64.6 kg	6
10620270	pro V NW 201 no. 0, outlet opening DN 200	0.0 %	41.1 kg	9
10620271	pro V NW 201 no. 5-0, outlet opening DN 200	0.0 %	46.1 kg	6
10620272	pro V NW 201 no. 10-0, outlet opening DN 200	0.0 %	51.1 kg	6
10620274	pro V NW 201 no. 20-0, outlet opening DN 200	0.0 %	61.4 kg	6
10620201-10	pro V NW 200, no. 1 to no. 10	0.5 %	44.5 – 53.9 kg	6
Item no.	Channel body with cast iron edge and safety joint	Slope	VWeight	Pcs./Palett
10620100	pro G NW 200, no. 0	0.0 %	45.0 kg	9
10620180	pro G NW 200, no. 0, L = 500 mm	0.0 %	22.6 kg	12
10620161	pro G NW 200, no. 5-0	0.0 %	50.3 kg	6
10620181	pro G NW 200, no. 5-0, L = 500 mm, for drilling <sup>2)</sup>	0.0 %	30.1 kg	12
10620162	pro G NW 200, no. 10-0	0.0 %	55.3 kg	6
10620164	pro G NW 200, no. 20-0	0.0 %	65.6 kg	6
10620170	pro G NW 201, no. 0, outlet opening DN 200	0.0 %	42.1 kg	9
10620171	pro G NW 201, no. 5-0, outlet opening DN 200	0.0 %	47.1 kg	6
10620172	pro G NW 201, no. 10-0, outlet opening DN 200	0.0 %	52.1 kg	6
10620174	pro G NW 201, no. 20-0, outlet opening DN 200	0.0 %	62.4 kg	6
10620101-10	pro G NW 200, no. 1 to no. 10	0.5 %	45.5 – 54.9 kg	6
Item no.	Channel body with stainless steel edge and safety joint	Slope	Weight	Pcs./Palett
10620300	pro E NW 200, no. 0 <sup>1)</sup>	0.0 %	44.0 kg	9
10620362	pro E NW 200, no. 10 -0 <sup>1)</sup>	0.0 %	54.3 kg	6
10620370	pro E NW 201 no. 0, outlet opening DN 200 <sup>1)</sup>	0.0 %	41.1 kg	9
10620372	pro E NW 201 no. 10-0, outlet opening DN 200 <sup>1)</sup>	0.0 %	51.1 kg	6
10620301-10	pro E NW 200, no. 1 to no. 10 <sup>1)</sup>	0.5 %	44.5 – 53.9 kg	6

## BG-FILCOTEN® pro mini incl. edges, NW 200

Drainage channel made of FILCOTEN® HPC (High Performance Concrete) with integrated cast iron (G), galvanised (V) or stainless steel edge (E) up to class F 900 – very low construction height

Item no.	Channel body with galvanised steel edge and safety joint	Slope	Weight	Pcs./Palett
10520202	pro V mini NW 200, H = 100 mm	0.0 %	21.3 kg	24
10520200	pro V mini NW 200, H = 120 mm <sup>1)</sup>	0.0 %	23.2 kg	18
10520272	pro V NW 201 mini H = 100 mm, outlet opening DN 200	0.0 %	19.4 kg	24
10520270	pro V NW 201 mini H = 120 mm, outlet opening DN 200	0.0 %	21.3 kg	18
Item no.	Channel body with cast iron edge and safety joint	Slope	Weight	Pcs./Palett
10520102	pro G mini NW 200, H = 100 mm	0.0 %	22.8 kg	24
10520100	pro G mini NW 200, H = 120 mm <sup>1)</sup>	0.0 %	24.4 kg	18
10520172	pro G mini NW 201 H = 100 mm, outlet opening DN 200	0.0 %	20.9 kg	24
10520170	pro G mini NW 201 H = 120 mm, outlet opening DN 200	0.0 %	22.5 kg	18
Item no.	Channel body with stainless steel edge and safety joint	Slope	Weight	Pcs./Palett
10520302	pro E mini NW 200, H = 100 mm <sup>1)</sup>	0.0 %	21.3 kg	24
10520300	pro E mini NW 200, H = 120 mm <sup>1)</sup>	0.0 %	23.2 kg	18
10520372	pro E mini NW 201 H = 100 mm, outlet opening DN 200 <sup>1)</sup>	0.0 %	19.4 kg	24
10520370	pro E mini NW 201 H = 120 mm, outlet opening DN 200 <sup>1)</sup>	0.0 %	21.3 kg	18

<sup>1)</sup> Delivery time on request.

<sup>2)</sup> Lateral and/or vertical drill-hole, see picture on page 39.

<sup>3)</sup> No anti-vandalism locking device possible.

<sup>4)</sup> Screw connections only possible when used with an iron edge / screw connection material to be ordered separately.

<sup>5)</sup> If the lower part is not used, threaded rods and nuts must be provided by the customer.




## Gratings and accessories

for BG-FILCOTEN® pro and pro mini with cast iron edge (G), galvanised (V) or stainless steel edge (E), NW 200

Item no.	Covers with fiX-locking (no bolt connection)	Load class	Weight	Pcs./Palett
17020222	pro mesh grating 1000/222/20, MW 30/10	C 250	8.8 kg	60
17020223	pro mesh grating 500/222/20, MW 30/10	C 250	4.5 kg	28
17020322	pro mesh grating 1000/222/20, MW 30/10, stainless steel <sup>1)</sup>	C 250	8.8 kg	60
17020323	pro mesh grating 500/222/20, MW 30/10, stainless steel <sup>1)</sup>	C 250	4.5 kg	28
17020226	pro mesh grating 1000/222/20, MW 25/10 <sup>1)</sup>	D 400	15.7 kg	30
17020227	pro mesh grating 500/222/20, MW 25/10 <sup>1)</sup>	D 400	8.0 kg	14
17020228	pro perforated grating 1000/222/20, Ø 6.0 mm <sup>1)</sup>	C 250	13.5 kg	60
17020229	pro perforated grating 500/222/20, Ø 6.0 mm <sup>1)</sup>	C 250	6.7 kg	28
17020328	pro perforated grating 1000/222/20, Ø 6.0 mm, stainless steel <sup>1)</sup>	C 250	13.5 kg	60
17020329	pro perforated grating 500/222/20, Ø 6.0 mm, stainless steel <sup>1)</sup>	C 250	6.7 kg	28
17020101	pro ductile iron elongated bar grating 500/222/20, MW 29/13	C 250	7.3 kg	98
17020104	pro ductile iron elongated bar grating 500/222/20, MW 29/13	D 400	7.7 kg	98
17020105	pro ductile iron slotted grating 500/222/20, SW 14/200	E 600	8.9 kg	98
17020183	pro ductile iron design grating "KIARO" 500/222/20, SW 7 <sup>1) 3)</sup>	D 400	7.9 kg	70
17020184	pro ductile iron design grating "VIA" 500/222/20, SW 6 1 <sup>1) 3)</sup>	D 400	8.2 kg	70
17020180	pro ductile iron design grating "VILLE" 500/222/20, SW 7 <sup>1)</sup>	E 600	10.8 kg	70
17020107	pro ductile iron slotted grating 500/222/20, SW 14	F 900	8.9 kg	70
32089	pro anti-vandalism locking device Requirement: 2 pieces per cover	Stainless steel	0.1 kg	
Item no.	Gratings 4 point bolted (only in cast iron edge)	Load class	Weight	Pcs./Palett
17020108	pro ductile iron slotted grating 500/222/20, SW 14/200 <sup>4)</sup>	D 400	7.9 kg	98
17020103	pro ductile iron elongated bar grating 500/222/20, MW 22/13 <sup>4)</sup>	E 600	8.8 kg	98
32103	pro locking device kit for ductile iron grating class D and E (1 pc. bolt, 1 pc. nut - 8 pcs. required per m)			
32109	pro locking device kit stainless steel for ductile iron grating class D and E (1 pc. bolt, 1 pc. nut - 8 pcs. required per m)			
Item no.	Accessories	Material	Weight	Pcs./Palett
10620192	pro sump unit G 500/265/750 incl. pipe coupling DN 200 and plastic silt trap	FILCOTEN® HPC	49.1 kg	6
10620292	pro sump unit V 500/265/750 incl. pipe coupling DN 200 and plastic silt bucket	FILCOTEN® HPC	48.7 kg	6
10620392	pro sump unit E 500/265/750 incl. pipe coupling DN 200 and plastic silt bucket <sup>1)</sup>	FILCOTEN® HPC	48.7 kg	6
30040	Odour trap made of PVC sewer pipes DN 200/87°	Plastic	7.4 kg	
19020230	pro front cap (no. 0 - 10-0)	galvanised	0.8 kg	
19020231	pro end cap with outlet DN 200 (no. 0 - 10-0)	galvanised	1.1 kg	
19020215	pro front cap (no. 20-0)	galvanised	0.9 kg	
19020216	pro end cap with outlet DN 200 (no. 20-0)	galvanised	1.2 kg	
19020330	pro front cap (no. 0 - 10-0) <sup>1)</sup>	stainless steel	0.8 kg	
19020331	pro end cap with outlet DN 200 (no. 0 - 10-0) <sup>1)</sup>	stainless steel	1.1 kg	
19020315	pro front cap (no. 20-0) <sup>1)</sup>	stainless steel	0.9 kg	
19020316	pro end cap with outlet DN 200 (no. 20-0) <sup>1)</sup>	stainless steel	1.2 kg	
19015200	pro mini front cap (H=100 und H=120 mm)	galvanised	0.3 kg	
19015300	pro mini front cap (H=100 und H=120 mm) <sup>1)</sup>	stainless steel	0.3 kg	
19020926	SET installation supports, size 2, lower section, including nuts <sup>5)</sup>	galvanised	1.2 kg	
19020927	SET installation supports, size 2, top section, including bolts	galvanised	0.5 kg	

## Gratings: BG-FILCOTEN® pro and pro mini NW 100, 150, 200




Mesh grating MW 30/10  
class C, galvanised & stainless steel  
for NW 100 to 200



Mesh grating MW 25/10, class D  
NW 100 – galvanised & stainless steel  
NW 150 and 200 – galvanised



Slotted grating SW 8/80,  
class C, galvanised &  
stainless steel,  
for NW 100




Perforated grating, Ø 6,0 mm, class C  
galvanised & stainless steel  
for NW 100, 150 and 200



Ductile iron slotted grating SW 14/100,  
14/150, 14/200  
for NW 100 to 200  
class E, with fiX-locking  
for NW 100 to 200  
Class D, F 4x bolted



COMBee design grating  
Ø 7,3 mm, class C  
plastic PA6  
for NW 100



plastic slotted grating  
SW 8/40, class C  
plastic PA6  
for NW 100



Ductile iron elongated bar grating  
MW 29/6 class C, narrow SW  
for NW 100




Ductile iron elongated bar grating MW  
29/13, class C or class D  
for NW 100 to 200




Ductile iron elongated bar grating  
MW 28/9, class D  
for NW 100 and 150



Ductile iron elongated bar grating MW 22/13  
class E – 4 point bolted only available in cast  
iron edge for NW 100 to 200




ductile iron design grating  
KIARO, class D, SW 7  
for NW 100 to 200



ductile iron design grating  
VIA, class D, SW 6-7  
for NW 100 to 200



ductile iron design grating  
VILLE, class E, SW 7  
for NW 100 to 200



ductile iron design grating  
RIVER, class D, SW 8  
for NW 100 and 150

# References



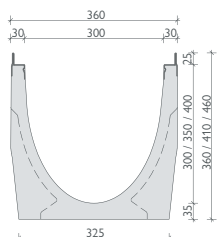

up to class F 900

# BG-FILCOTEN<sup>®</sup>

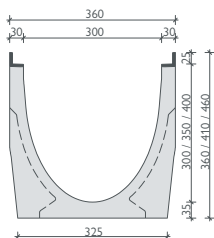

pro

## BG-FILCOTEN<sup>®</sup> pro incl. edges, NW 300


Drainage channel made of FILCOTEN<sup>®</sup> HPC (High Performance Concrete) with integrated cast iron (G) or galvanised steel edge (V), up to class F 900



galvanised steel edge



cast iron edge

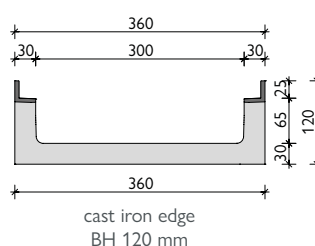
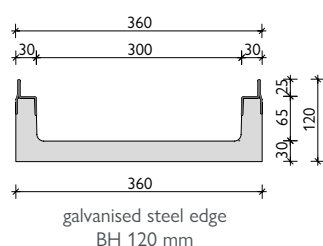


Item no.	Channel body with galvanised steel edge and safety joint	Slope	Weight	Pcs./Palett
10630200	pro V NW 300, no. 0	0.0 %	75.6 kg	6
10630280	pro V NW 300, no. 0, L = 500 mm	0.0 %	37.9 kg	4
10630261	pro V NW 300, no. 5-0 <sup>1)</sup>	0.0 %	82.2 kg	6
10630262	pro V NW 300, no. 10-0 <sup>1)</sup>	0.0 %	88.6 kg	6
10630264	pro V NW 300, no. 20-0 <sup>1)</sup>	0.0 %	109.0 kg	6
10630270	pro V NW 301 no. 0, outlet opening DN 200	0.0 %	71.8 kg	6
10630271	pro V NW 301 no. 5-0, outlet opening DN 200	0.0 %	78.4 kg	6
10630272	pro V NW 301 no. 10-0, outlet opening DN 200	0.0 %	84.8 kg	6
10630274	pro V NW 301 no. 20-0, outlet opening DN 200	0.0 %	105.2 kg	6
10630201-10	pro V NW 300, no. 1 to no. 10 <sup>1)</sup>	0.5 %	76.3 – 88.0 kg	6
Item no.	Channel body with cast iron edge and safety joint	Slope	Weight	Pcs./Palett
10630100	pro G NW 300, no. 0	0.0 %	81. kg	6
10630180	pro G NW 300, no. 0, L = 500 mm	0.0 %	40.5 kg	4
10630161	pro G NW 300, no. 5-0 <sup>1)</sup>	0.0 %	86.5 kg	6
10630162	pro G NW 300, no. 10-0 <sup>1)</sup>	0.0 %	91.6 kg	6
10630164	pro G NW 300, no. 20-0 <sup>1)</sup>	0.0 %	110.7 kg	6
10630170	pro G NW 301, no. 0, outlet opening DN 200	0.0 %	77.2 kg	6
10630171	pro G NW 301, no. 5-0, outlet opening DN 200	0.0 %	82.7 kg	6
10630172	pro G NW 301, no. 10-0, outlet opening DN 200	0.0 %	86.5 kg	6
10630174	pro G NW 301, no. 20-0, outlet opening DN 200	0.0 %	106.9 kg	6
10630101-10	pro G NW 300, no. 1 to no. 10 <sup>1)</sup>	0.5 %	81.5 - 91.0 kg	6

## BG-FILCOTEN<sup>®</sup> pro mini incl. edges, NW 300

Drainage channel made of FILCOTEN<sup>®</sup> HPC (High Performance Concrete) with integrated cast iron (G) or galvanised steel edge (V), up to class F 900 – very low construction height

Item no.	Channel body with galvanised steel edge and safety joint	Slope	Weight	Pcs./Palett
10530200	pro V mini NW 300, H = 120 mm <sup>1)</sup>	0.0 %	36.2 kg	12
10530270	pro V mini NW 301 H = 120 mm, outlet opening DN 200	0.0 %	34.2 kg	12
Item no.	Channel body with cast iron edge and safety joint	Slope	Weight	Pcs./Palett
10530100	pro G mini NW 300, H = 120 mm	0.0 %	37.9 kg	12
10530170	pro G mini NW 301 H = 120 mm, outlet opening DN 200	0.0 %	35.9 kg	12



GRASPOINTNER  
Sustainable innovation.

<sup>1)</sup> Delivery time on request.

<sup>2)</sup> Locking device kit to be ordered separately.

<sup>3)</sup> If the lower part is not used, threaded rods and nuts must be provided by the customer.



## Gratings and accessories


for BG-FILCOTEN® pro and pro mini with ductile iron (G) or galvanised steel edge (V), NW 300

Item no.	Gratings with fiX-locking – 4 point bolting device	Load class	Weight	Pcs./Palett
17030222	pro mesh grating 1000/347/25, MW 30/10 <sup>2)</sup> without fiX-locking	C 250	23.1 kg	24
17030223	per mesh grating 500/347/25, MW 30/10 <sup>2)</sup> without fiX-locking	C 250	11.6 kg	24
17030102	pro ductile iron elongated bar grating 500/347/25, MW 29/13 <sup>2)</sup>	D 400	15.2 kg	30
17030103	pro ductile iron elongated bar grating 500/347/25, MW 29/13 <sup>2)</sup>	E 600	17.9 kg	30
17030108	pro ductile iron slotted grating 500/347/25, SW 16/300 <sup>2)</sup>	D 400	17.4 kg	30
17030107	pro ductile iron slotted grating 500/222/20, SW 14	F 900	8.9 kg	70
17030183	pro ductile iron design grating "KIARO" 500/347/25, SW 7 <sup>1) 2)</sup> without fiX-locking	D 400	19.3 kg	30
17030184	pro ductile iron design grating "VIA" 500/347/25, SW 6 <sup>1) 2)</sup> without fiX-locking	D 400	17.5 kg	30
17030180	pro ductile iron design grating "VILLE" 500/347/25, SW 8 <sup>1) 2)</sup> without fiX-locking	E 600	20.0 kg	30
17030109	pro ductile iron closed cover, 500/347/25	F 900	25.4 kg	30
32112	pro locking device kit for mesh grating class C (1 pc. bolt, 1 pc. nut – 4 pcs. required per m)			
32110	pro locking device kit for ductile iron grating class D and E (1 pc. bolt, 1 pc. nut – 8 pcs. required per m)			
32122	pro locking device kit stainless steel for ductile iron grating class D and E (1 pc. bolt, 1 pc. nut – 8 pcs. required per m)			
Item no.	Accessories	Material	Weight	Pcs./Palett
10630192	sump unit 560/520/950 incl. pipe coupling DN 200 and silt bucket made of galvanised steel	FILCOTEN® HPC	127.0 kg	2
10630292	Sump unit V 560/520/950, 2-part, incl. pipe coupling DN 200 and silt trap made of galvanised steel	FILCOTEN® HPC	126.2 kg	2
30040	Odour trap made of PVC sewer pipes DN 200/87°	Plastic	7.4 kg	
19030213	pro front cap (no. 0 – 20-0)	galvanised	1.7 kg	
19030214	pro end cap with outlet DN 200 (no. 0 – 20-0)	galvanised	1.6 kg	
19030210	pro mini front cap (H=120 mm)	galvanised	0.5 kg	
19030926	SET installation supports, size 3, lower section, including nuts <sup>3)</sup>	galvanised	1.4 kg	
19030927	SET installation supports, size 3, top section, including bolts	galvanised	0.7 kg	




With NW 300, gratings can also be bolted onto the galvanised edge.

## Gratings: BG-FILCOTEN® pro and pro mini NW 300




Mesh grating MW 30/10  
class C, galvanised steel  
4-point bolted




Ductile iron elongated bar  
grating  
MW 29/13, class D or class E  
4-point bolted



ductile iron slotted grating  
SW 16 /300, class D, F  
4-point bolted




ductile iron closed cover,  
Class F, 4-point bolted



ductile iron design grate  
VIA, class D, SW 6  
4-point bolted



ductile iron design grating  
VILLE, class E, SW 8  
4-point bolted



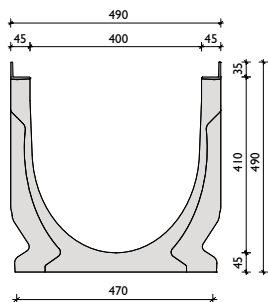
ductile iron design grate  
KIARO, class D, SW 7  
4-point bolted

NEU

up to class E 600

# BG-FILCOTEN<sup>®</sup>

pro



cast iron edge

## BG-FILCOTEN<sup>®</sup> pro incl. cast iron edge, NW 400

Drainage channel made of FILCOTEN<sup>®</sup> HPC with integrated cast iron edge (G) up to class E

Item no.	Channel body with cast iron edge and safety joint	Slope	Weight	Pcs./Palett
10641100	pro G NW 400, no. 0, L = 1000 mm <sup>1)</sup>	0.0 %	146.0 kg	4
10641170	pro G NW 401, no. 0, L = 1000 mm, outlet opening DN 200	0.0 %	143.0 kg	4



ductile iron slotted grating  
SW 18/215, class E  
4-point bolted

## Covers and accessories

for BG-FILCOTEN<sup>®</sup> pro with cast iron edge (G), NW 400

Item no.	Gratings 4 point bolted	Load class	Weight	Pcs./Palett
17040181	pro ductile iron slotted grating 500/474/35, SW 18/215 <sup>2)</sup>	E 600	34.5 kg	20
32110	pro locking device kit for ductile iron slotted grating (1 pc. bolt, 1 pc. nut - 8 pcs. required per m)			
32122	pro locking device kit stainless steel for ductile iron slotted grating (1 pc. bolt, 1 pc. nut - 8 pcs. required per m)			
Item no.	Accessories	Material	Weight	Pcs./Palett
10640192	sump unit 560/520/1130 incl. pipe coupling DN 200 and silt bucket made of galvanised steel	FILCOTEN <sup>®</sup> HPC	178.8 kg	2
10640193	Sump unit G 560/540/1230, 2-teilig, incl. pipe coupling DN 300 and sediment bucket made of galvanised steel	FILCOTEN <sup>®</sup> HPC	226.6 kg	2
30040	Odour trap made of PVC sewer pipes DN 200/87°	Plastic	7.4 kg	
19040213	pro front cap	galvanised	4.5 kg	
19040214	pro end cap with outlet DN 200	galvanised	4.7 kg	
19040215	pro end cap with outlet DN 300	galvanised	4.4 kg	

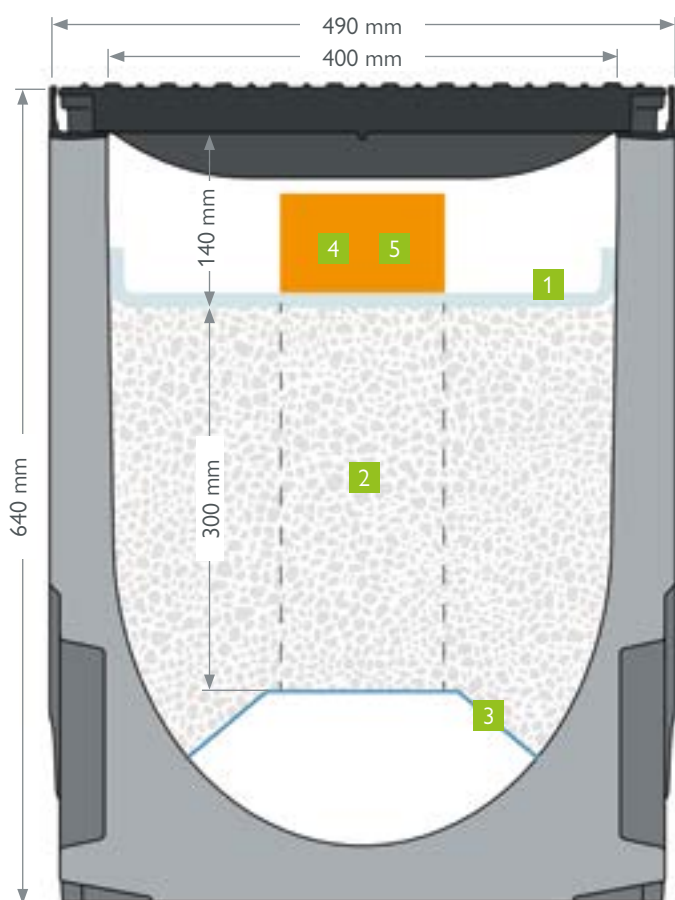


# References



# We set the Water a new **purity standard.**

The new BG-FILCOTEN® green features an innovative filter system, enabling superior cleaning performance. At the same time, the system is easy to install and maintain.



## 1 Pre-filter fleece for efficient preclearing.

- The pre-filter non-woven material keeps out coarse dirt, protecting the high-quality technical filter material
- Very easy to install, maintain and replace

## 2 Powerful integrated technical filter

- **in accordance with ÖWAV RB 45<sup>2)</sup>**
- varied applications
- excellent efficiency as well as high and lasting cleaning performance

## 2 Innovative cleaning filter material.

- **tested in accordance with ÖNORM B 2506-3<sup>2)</sup>**
- ViaSorp filter material in optimised quantity (height: 300 mm)
- Highest possible cleaning class
- Homogeneous material, no separation during use
- no risk of remobilising heavy metals due to water containing de-icing salts

## 3 Trapezoid-shaped perforated sheet metal made from stainless steel.

- separates the filter substrate zone from the drainage area, keeping the transverse drainage section permanently clear
- optimised perforated surface for maximum drain of water

## 4 integrated Control & water sampling shaft.

- Control/water abstraction shaft for visual control and sampling
- easiest handling: Remove the grating and take the water sample
- the purified water can then be taken and tested for its ingredients

## 5 innovative overflow DN 150 for efficient heavy rain drainage.

- effective protection even in most extreme rainfall
- cleaning of polluted first flush via the technical filter
- unpolluted excess water can drain out through the overflow pipe in a controlled way
- **ATTENTION!** Approval of the authority must be given for this device.



GRASPOINTNER  
Sustainable innovation.

<sup>2)</sup> The BG-FILCOTEN® green water treatment system is equipped and distributed exclusively with ÖNORM B 2506-3 tested filter material. BG-Graspointner GmbH reserves the right to substitute a comparable, ÖNORM B 2506-3 certified product for the advertised filter material, Mall-ViaClean Test Number N 001816, if and where the case arises.

<sup>1)</sup> Locking device kit to be ordered separately.



## BG-FILCOTEN® green incl. cast iron edge, NW 400

Drainage channel made of FILCOTEN® HPC with integrated cast iron edge (G) up to class E

Item no.	Channel body with cast iron edge and safety joint	Slope	Weight	Pcs./Palett
10640166	green G NW 400, no. 30-0, L= 2000 mm	0.0 %	356.0 kg	1
10641166	green G NW 400, no. 30-0, L= 1000 mm	0.0 %	179.0 kg	1
10640176	green G NW 401, no. 30-0, CH 640, outlet opening DN 200, L = 2000 mm	0.0 %	353.0 kg	1
10641176	green G NW 401, no. 30-0, CH 640, outlet opening DN 200, L = 1000 mm	0.0 %	176.0 kg	1



## Gratings

for BG-FILCOTEN® green with cast iron edge (G), NW 400

Item no.	Gratings 4 point bolted	Load class	Weight	Pcs./Palett
17040181	green ductile iron slotted grating 500/474/35, SW 18/215 <sup>1)</sup>	E 600	34.5 kg	20
32110	green locking device kit for ductile iron slotted grating (1 pc. bolt, 1 pc. nut - 8 pcs. required per m)			
32122	green locking device kit stainless steel for ductile iron slotted grating (1 pc. bolt, 1 pc. nut - 8 pcs. required per m)			




## Accessories

Installation parts for filter unit, front-/end caps

Item no.	Accessories	Material	Weight
19540910	green pre-filter mat, L = 5000 mm, B = 500 mm		0.9 kg
19500915			100.0 kg
19500916	Mall-ViaClean filter material <sup>2)</sup> , tested in acc. with ÖNORM B 2506-3		850. kg
19500917	Origin class A; surface ratio As: Ared from 1:150		500. kg
19500918	Austrian Standards Certificate No.: N 001816		250. kg
19040360	green trapezoid perforated sheet metal, L = 2000 mm	stainless steel	5.0 kg
19040361	green trapezoid perforated sheet metal, L = 1000 mm	stainless steel	2.5 kg
19540956	Set – water sampling shaft consisting of: trapezoid perforated sheet metal with outlet DN 150, L = 2000 mm, Pipe plug, bolting material	Stainless steel/ PVC	6.6 kg
19540954	Set – overflow pipe consisting of: trapezoid perforated sheet metal with outlet DN 150, L = 2000 mm, inlet cover, bolting material	stainless steel PVC	7.4 kg
19040353	green partition sheet NW 400	stainless steel	1.9 kg
19040350	green front cap	Stainless steel	4.7 kg
19040351	green end cap with DN 150 outlet	stainless steel	5.6 kg
19040500	green tool for substrate flattening	wood	1.2 kg
Item no.	BG-Sealing System		Package
31300	sealant 1K – standard, concrete grey – product: Sikaflex Pro 3		600 ml/bag
31302	primer – product: Sikaflex Primer 3N		250 ml/can
31206	Separation tape 9 x 2 mm		25 m/roll
31203	Applicator gun 450 ml – 600 ml		

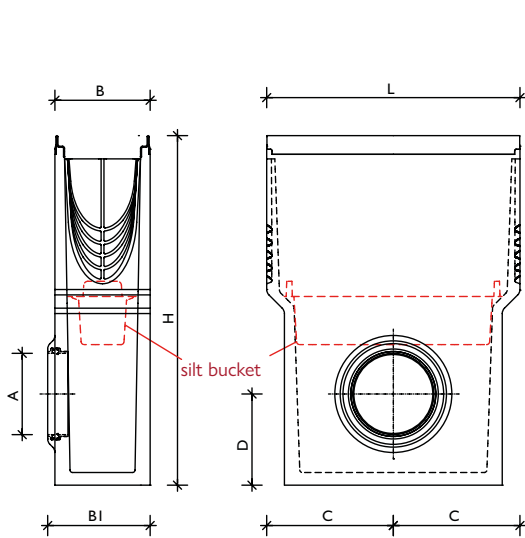
ductile iron slotted grating  
SW 18/215, class E  
4-point bolted

 Technical data: [www.say.bg/en/green](http://www.say.bg/en/green)

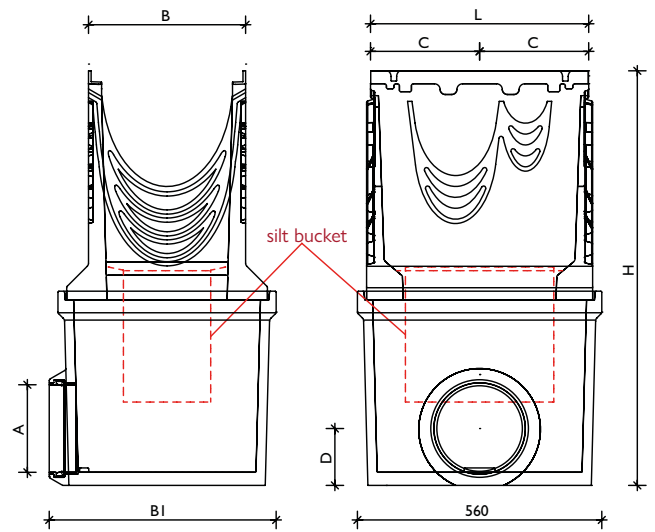


# BG-FILCOTEN®

Sump units incl. silt bucket




BG-FILCOTEN® sump unit, one part  
incl. silt bucket made of plastic



BG-FILCOTEN® pro 300/400 sump unit, two parts  
incl. silt bucket made of plastic

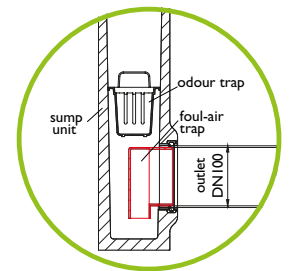
family	NW	Set item no. / one part	L	B	B 1	H	C	D	Outlet A
BG-FILCOTEN® light	100	10310094	500	126	140	500	250	130	Pipe coupling DN 100
	150	10315092	500	180	195	650	250	190	Pipe coupling DN 150
BG-FILCOTEN® tec	100	10410293 <sup>v)</sup> / 10410393 <sup>E)</sup>	500	130	144	500	250	130	Pipe coupling DN 100
	150	10415292 <sup>v)</sup> / 10415392 <sup>E)</sup>	500	180	197	650	250	190	Pipe coupling DN 150
	200	10420292 <sup>v)</sup> / 10420392 <sup>E)</sup>	500	230	261	650	250	184	Pipe coupling DN 200
BG-FILCOTEN® pro	100	10610292 <sup>v)</sup> / 10610192 <sup>G)</sup> / 10610392 <sup>E)</sup>	500	138	145	600	250	130	Pipe coupling DN 100
	150	10615292 <sup>v)</sup> / 10615192 <sup>G)</sup> / 10615392 <sup>E)</sup>	500	188	200	690	250	180	Pipe coupling DN 150
	200	10620292 <sup>v)</sup> / 10620192 <sup>G)</sup> / 10620392 <sup>E)</sup>	500	238	265	750	250	135	Pipe coupling DN 200
family	NW	Set item no. / one part	L	B	B 1	H	C	D	Outlet A
BG-FILCOTEN® pro	300	10630292 <sup>v)</sup> / 10630192 <sup>G)</sup>	500	360	520	950	250	130	Pipe coupling DN 200
	400	10640192 <sup>G)</sup>	500	490	520	1130	250	130	Pipe coupling DN 200
		10640193 <sup>G)</sup>	500	490	540	1230	250	190	Pipe coupling DN 300

<sup>v)</sup> sump unit with galvanised steel edge | <sup>G)</sup> sump unit with cast iron edge | <sup>E)</sup> sump unit with stainless steel edge



Pipe-coupling system:  
A pipe fair lead is already installed in the outlet connector. The sewer pipe connection can be made here directly and quickly.

Sump unit incl.  
silt trap,  
made of plastic



odour trap for sump unit for retrofitting DN 100/150  
Installation: Insert the odour trap from the inside and connect with the sewage pipe.



GRASPOINTNER  
Sustainable innovation.

# References



## BG-FILCOTEN® tec / pro




Prefabricated outlet opening  
DN 100 (NW 100), DN 150 (NW 150)  
and DN 200 (NW 200/300/400)




Drainpipe made from PVC,  
sewage pipe already fitted



a) Odour trap for bottom outlet  
consisting of 3 parts




b) Outlet pipe of foul-air trap is  
inserted into outlet opening  
from below before installation.



c) The two remaining parts  
complete the foul-air trap  
(only for NW 100) – done!



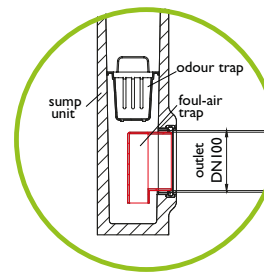
Positioning of outlet opening: Channel end to outlet opening centre = 250 mm



BG-FILCOTEN® sump units tec/pro,  
L=500 mm, incl. silt bucket made of  
plastic, to fit NW



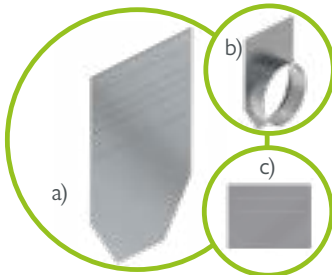
odour trap for sump unit for retrofitting DN 100/150  
Installation: Insert the odour trap from the inside and connect  
with the sewage pipe.



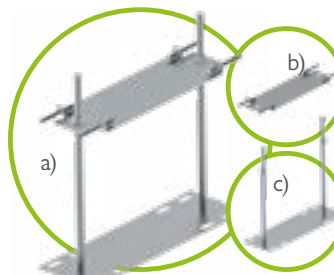
Odour trap made of  
PVC bends for sump units  
with outlets DN 150 or 200



tec/pro NW 100  
Front/end cap  
Plastic



a) Front cap, each NW  
b) End cap with outlet, each NW  
c) Front cap tec/pro mini, each NW



Installation supports to fit NW  
made of galvanised steel  
a) Top part set + lower part set  
b) Top part set incl. bolts  
c) Lower part set incl. nuts



Sealing system suitable for all  
channels with safety seam – for  
sealing the channel joints



Anti-vandalism locking device for all  
gratings for NW 100/150/200 –  
except slotted gratings and COMBee  
design gratings (tec / pro).  
Required per grating: 2 pieces



Detailed description on page 53



Bolting kits for pro  
(to be ordered separately)  
consisting of:  
1 pc. bolt, 1 pc. nut  
galvanised or stainless steel

Suitable for use with gratings:  
see table per nominal width  
See footnotes!



M8 for NW 100-200 / 10 for NW 300-400




# A connection, that keeps our promises.

The various different fixing options for our gratings meet the requirements of channel standard EN 1433. Furthermore, they also allow you to adapt the safety measures to your own specification.

The fiX-locking ensures a rapid, secure fixing of the grating while the anti-vandalism locking device goes one step further.

## More security on request: optional anti-vandalism locking device (for NW 100, 150 and 200)



### Step 1:

Push the locking device into the fitting springs provided for this purpose until it snaps into place.




### Step 2:

Attach the grating as described for the fiX-locking below into the BG-FILCOTEN® tec/pro channel.



### Step 3:

Push the grating firmly into the channel until it snaps into place.



### Step 4:

Lock the anti-vandalism device by twisting the bolt.



You can find a video how to use this system at: [www.say.bg/en/vandalism-locking](http://www.say.bg/en/vandalism-locking)

## Simply secure: the 4 point fiX-locking

The „fiX-locking“ enables a 4 point boltless locking device for the grating in the channel. The fitting springs for each grating variant engage in the recess in the edge provided for this, and the grating is simply and securely mounted.

- The coverings are initially inserted on one side of the channel with an exact fit and are locked by means of a simple turning of the grating.
- When doing this, look out for the recesses in the edge in which the clamps against longitudinal slipping engage.
- The fiX-locking fixes the grating in the edge. This connection can be unfastened by pulling it out.
- The fiX-locking system can be used with ductile iron and mesh gratings.





The gratings on the left are  
**beautiful & functional.**  
 On the right, it's **the other way round.**



## BG-FILCOTEN® light

Gratings	SW, MW, Ø in mm	
1 Slotted grating	SW 8/80	
	SW 8/130	
3 Mesh grating	MW 30/10	
7 Slot top	SW 12.5	
8 Slot top 2S, Heelproof	SW 2 X 6	
9 Slot top 3S, Heelproof	SW 3 X 6	
10 Ductile iron mesh grating	MW 15/25	
	MW 15/28	

## BG-FILCOTEN® tec & city mini

Gratings	SW, MW, Ø in mm	
2 Slotted grating	SW 8/80	
4 Mesh grating	MW 30/10	
6 Perforated grating	Ø 6.0	
7 Slot top	SW 12.5	
8 Slot top 2S, Heelproof	SW 2 X 6	
9 Slot top 3S, Heelproof	SW 3 X 6	
19 COMBee design grating	Ø7.3	
20 plastic slotted grating	SW 8/40	
11 Ductile iron elongated bar grating	MW 29/13	
21 ductile iron slotted grating	SW 10	
12 Ductile iron elongated bar grating, narrow SW	MW 29/6	

## BG-FILCOTEN® pro

Gratings	SW, MW, Ø in mm	
2 Slotted grating	SW 8/80	
4 Mesh grating <sup>3)</sup>	MW30/10	
5 Mesh grating	MW 25/10	
6 Perforated grating	Ø 6.0	
19 COMBee design grating	Ø 7.3	
20 plastic slotted grating	SW 8/40	
11 Ductile iron elongated bar gr. <sup>3) 4)</sup>	MW 29/13	
12 Ductile iron elongated bar grating, narrow SW	MW 29/6	
13 Ductile iron elongated bar grating, 4-point bolted	MW 25/13	
14 Ductile iron elongated bar grating, narrow SW	MW 28/9	
21 Ductile iron slotted grating <sup>3) 4)</sup>	SW 14	
	SW 16	
15 Ductile iron design grating KIARO <sup>3)</sup>	SW 7	
16 Ductile iron design grating VIA <sup>3)</sup>	SW 6-7	
17 Ductile iron design grating VILLE <sup>3)</sup>	SW 7-8	
18 Ductile iron design grating RIVER	SW 8	

21 pro/green ductile iron slotted gr.	SW 18/215	
---------------------------------------	-----------	--

<sup>2)</sup> Material:

V: Galvanised | E: Stainless steel

G: Ductile iron | PA6: Polyamide plastic

KTL: KTL coated ductile iron



GRASPOINTNER  
Sustainable innovation.

	NW 100	NW 150	NW 200	NW 300	class <sup>1)</sup>	Material <sup>2)</sup>
	✓				A	V, E
		✓			A	V
	✓				car accessible	V, E
		✓			car accessible	V
	✓				B	V, E
	✓	✓			C	V, E
	✓				B	E
	✓	✓			C	V, E
	✓	✓			C	E
	✓				C	G, KTL
		✓			C	G


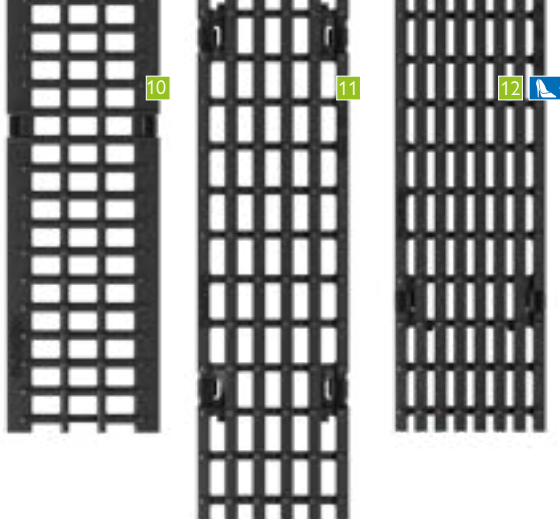




	NW 100	NW 150	NW 200	NW 300	class <sup>1)</sup>	Material <sup>2)</sup>
	✓				A, C	V, E
	✓	✓	✓		B	V
	✓	✓	✓		C	V, E
	✓				A, C	V, E
		✓	✓		C	V, E
	✓				B	V
	✓	✓			C	V, E
	✓				B	E
	✓	✓			C	V, E
	✓	✓			C	E
	✓				B, C	PA6
	✓				C	PA6
	✓	✓			C	G
	✓	✓	✓		B	G
	✓				C	G

	NW 100	NW 150	NW 200	NW 300	class <sup>1)</sup>	Material <sup>2)</sup>
	✓				C	V, E
	✓	✓	✓		C	V, E
				✓	C	V
	✓				D	V, E
		✓	✓		D	V
	✓	✓	✓		C	V, E
	✓				C	PA6
	✓	✓	✓		C	PA6
				✓	C, D	G
				✓	D, E	G
	✓				C	G
	✓	✓	✓		E	G
		✓			D	G
	✓	✓			D	G
	✓	✓	✓		D, E	G
				✓	D	G
	✓	✓	✓	✓	D	G
	✓	✓	✓	✓	D	G
	✓	✓	✓	✓	E	G
	✓	✓			D	G


	NW 400	E	G
--	--------	---	---

<sup>1)</sup> classes according to EN 1433:

A 15 kN | B 125 kN | C 250 kN | D 400 kN | E 600 kN | F 900 kN

<sup>3)</sup> From NW 300 4-point bolted <sup>4)</sup> incl. fiX-locking system

[www.say.bg/en/blacklabel\\_pdf](http://www.say.bg/en/blacklabel_pdf)

BG-BLACKLABEL  
design line

8 9 15 16 17 18 19



# The **first** of its kind – and the most **sustainable.**



The simple ideas are often the best. The revolutionary BG-FILCOTEN® one is a good example. Channel and grating cast in one piece – made from the most innovative material on the market: FILCOTEN® HPC (High Performance Concrete).

## Made from one piece, brilliantly simple.


We invested a lot of work in this – and our investment paid off: Many hours of construction, design, planning and testing brought about a one-of-a-kind product that combines a great number of exceptional properties – the first of its kind.

## Monolithic structure, environmental-friendly in many ways.

FILCOTEN® HPC is a material that combines excellent properties with sustainability. FILCOTEN® HPC means economical use of raw materials and unparalleled environmental friendliness: tested and IBR certified<sup>1)</sup>, thus guaranteed free of harmful substances– and 100% recyclable<sup>2)</sup>.

## Inflow opening in the channel joint

Inflow opening in the joint with standard slot width for ideal water drainage



## Tongue/groove/tenon system for installation in either direction


- non-directional channel joint for easy and fast installation
- interlocking of the groove/tongue/tenon system for accurate, aligned setting of the elements
- predefined distance in the joint for optimum function of the insertable sealing profile

## Highly efficient water run

- channel cross-section with innovative corrugated W-profile design for optimum hydraulic performance on partial and complete filling
- High self-cleaning effect of the W-profile as this causes turbulence in the inflowing water

## Easy-to-handle sealing system

- preformed groove on the front/end sides for easy insertion of the sealing profile
- permanent joint sealing through tight fit of the tongue/groove/tenon system
- Requirements according to EN 1433





## Optimized inflow openings

- Slot widths according to EN 1433
- innovative S-design for efficient rainwater inflow

## Cyclist- and pedestrian-friendly

- Counter-rotating radial arrangement of the inlet openings
- safe to drive and walk over thanks to the S-design of the double slots

## Monolithic structure

- Element made entirely of FILCOTEN® HPC
- Extremely robust and wear resistant
- ideal for dynamic exposure in road traffic

## Verified LCA (Life Cycle Assessment)

- low greenhouse gas emission levels
- Manufactured with 100% green electricity
- Resource-efficient manufacturing process



[www.say.bg/en/one\\_pdf](http://www.say.bg/en/one_pdf)



## Extremely durable hold in the concrete bed

- lateral anchoring pockets for maximum anchorage in the concrete bed
- permanent fit in the foundation thanks to identical linear expansion coefficient
- Perfect connection between FILCOTEN® HPC and concrete

## Integrates fully with the surrounding environment.

Fine finished concrete structure and surface.

## Areas of use: One for many.

BG-FILCOTEN® one is the first choice wherever heavy dynamic loads may occur.

The reason is obvious: Thanks to its monolithic structure and the sophisticated design, it combines an unprecedented number of benefits in one channel system.

## Overview of applications

- airports
- harbours
- terminals
- highways
- industrial areas
- logistic centres
- railway crossings
- truck and car parking spaces

<sup>1)</sup> Meets the strict criteria of the Rosenheim Institute for Building Biology (IBR).

<sup>2)</sup> Quality class U-A (certified by the Bautechnische Versuchs- und Forschungsanstalt Salzburg (bvfs)).

<sup>3)</sup> According to ISO14040; ISO14044; EN15804.

<sup>4)</sup> No use of synthetic resins

<sup>5)</sup> Sealing profile on request.

# Designed in detail, a system that is convincing.

What is a good drainage system all about? Quite simply, it must be more than the sum of its parts. When developing BG-FILCOTEN® one, from the start, we always focused on the entire system, not just on the individual single parts.

Intelligent solutions for your requirements

We achieved a great number of intelligent solutions for more efficiency, performance and, above all, easy and safe handling – from the first installation, to the daily use through to the routine maintenance.

## Class D 400 – F 900

### Sump unit, top part

- with rectangular floor opening as silt bucket insert

### One grating – one design

- consistent continuation of the S-design also for the cast iron grating
- edge and grating, cathodic dip-coated
- 4-point bolting
- Class F 900

### Basic channel

- NW 200 or NW 150
- Standard construction height no 0
- Total length 1,000 mm

### Outlet unit

- Outlet unit NW 150 with DN 150 and/or NW 200 available with DN 200 opening.
- drainpipe can be serviced/cleaned through the removable grating.

### Maintenance unit

- Maintenance access in the style of the channel run
- Total length 1,000 mm
- closed base



GRASPOINTNER  
Sustainable innovation.



## Front cap

- with tongue/groove/tenon system
- closure of front sides of the channel run

## End cap with outlet

- with tongue/groove/tenon system
- Closure of channel with socket pipe connection NW 150: DN 150 and NW 200: DN 200 (pipe coupling)

## Easy access

- Easy cleaning access to the sump unit
- Large outlet opening in the channel bottom
- Suspended silt bucket for sump unit
- Total length 1,000 mm

## Adapter cap

- For stepped slope installation
- From height no 0 to 40-0

## Retention & stepped slope

- 40-0 height (20 cm higher than no. 0)
- for higher hydraulic requirements
- longer channel runs possible up to one outlet point
- Suitable for retention (additional volume: NW 150 – 30 ltr./mtr, NW 200 – 40 ltr./mtr)

## Sump unit middle part

- to increase the outlet depth
- construction height 300 mm

## Sump unit, bottom part

- - socket (pipe coupling)
- - turns to left/right
- - NW 150: DN 150 or DN 200 available
- - NW 200: DN 200 or DN 300 available

## Lived sustainability : FILCOTEN® HPC (High Performance Concrete)

- cement-bound, mineral material
- extremely durable, stable and UV-resistant
- extremely resistant to frost, de-icing salt, oil, gasoline
- 100% recyclable, certified<sup>1)</sup>
- Certified environmental and energy management under ISO 14001 or 50001 at the location of Oberwang / AT
- tested by the IBR<sup>2)</sup>-safe in terms of building biology



[www.say.bg/en/one\\_video](http://www.say.bg/en/one_video)

<sup>1)</sup> according to the guidelines of the Austrian Construction Material Recycling Association. <sup>2)</sup> Institut für Baubiologie Rosenheim.

up to class F 900

# BG-FILCOTEN®

one

## BG-FILCOTEN® one, NW 150

Monolithic channel made of FILCOTEN® HPC (High Performance Concrete) up to class F

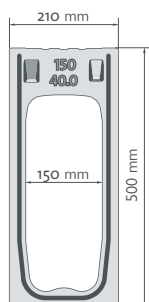
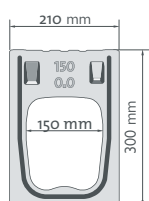
Item no.	monolithic channel body up to class F – without slope	Load class	Weight	Pcs./Palett
15016100	one NW 150 no. 0, L = 1000mm, SW 23/52mm	D 400	76.6 kg	9
15016168	one NW 150 no. 40-0, L = 1000mm, SW 23/52mm	D 400	107.5 kg	6
15015100	one NW 150 no. 0, L = 1000mm, SW 23/52mm	F 900	76.6 kg	9
15015168	one NW 150 no. 40-0, L = 1000mm, SW 23/52mm	F 900	107.5 kg	6

BG-FILCOTEN® one NW 150: Inlet cross-section 370 cm<sup>2</sup>/m | Discharge cross-section 150/0: 220 cm<sup>2</sup>/m | 150/40-0: 520 cm<sup>2</sup>/m

## Accessories

for BG-FILCOTEN® one, NW 150

Item no.	Accessories	Load class	Weight
15015000	Variable corner element, no. 0, SW 23/52mm	F 900	86.0 kg
15015008	Variable corner element, no. 40-0, SW 23/52mm	F 900	118.7 kg
15016180	Maintenance unit no. 0, L=1000 mm incl. ductile iron grating <sup>1)</sup>	D 400	83.0 kg
15016188	Maintenance unit no. 40-0, L=1000 mm incl. ductile iron grating <sup>1)</sup>	D 400	111.0 kg
15015180	Maintenance unit no. 0, L=1000 mm incl. ductile iron grating <sup>1)</sup>	F 900	83.0 kg
15015188	Maintenance unit no. 40-0, L=1000 mm incl. ductile iron grating <sup>1)</sup>	F 900	111.0 kg
15016190	Outlet element no. 0, L=1000 incl. ductile iron grating, outlet opening DN 150 <sup>1)</sup>	D 400	82.0 kg
15016198	Outlet element no. 40-0, L=1000 incl. ductile iron grating, outlet opening DN 150 <sup>1)</sup>	D 400	110.0 kg
15015190	Outlet element no. 0, L=1000 incl. ductile iron grating, outlet opening DN 150 <sup>1)</sup>	F 900	82.0 kg
15015198	Outlet element no. 40-0, L=1000 incl. ductile iron grating, outlet opening DN 150 <sup>1)</sup>	F 900	110.0 kg
15016170	Sump unit top part no. 0, L = 1000 mm incl. ductile iron grating <sup>1)</sup>	D 400	79.0 kg
15016178	Sump unit top part no. 40-0, L = 1000 mm incl. ductile iron grating <sup>1)</sup>	D 400	108.0 kg
15015170	Sump unit top part no. 0, L = 1000 mm incl. ductile iron grating <sup>1)</sup>	F 900	79.0 kg
15015178	Sump unit top part no. 40-0, L = 1000 mm incl. ductile iron grating <sup>1)</sup>	F 900	108.0 kg
19115094	Sump unit middle part, NW 150		28.0 kg
19115095	Sump unit, bottom part, NW 151, pipe-coupling DN 150		33.8 kg
19115096	Sump unit, bottom part, NW 151, pipe-coupling DN 200		33.3 kg
22510	Silt bucket for sump unit, plastic		0.4 kg
30030	Odour trap made of PVC bends DN 150/87° made of plastic		3.9 kg
19115100	Front cap, no. 0, without outlet		7.3 kg
19115108	Front cap, no. 40-0, without outlet		12.3 kg
19115110	End cap no. 0, with outlet DN 150		5.0 kg
19115118	End cap, no. 40-0, with outlet DN 150		10.0 kg
19115157	Adapter cap no. 0 on 40-0		9.1 kg
19115900	Lifting-hook (set consisting of 2 pcs.), painted green		1.9 kg
19000701	Profile for joint sealing, no. 0, L=630 mm <sup>2)</sup>		0.04 kg
19000702	Profile for joint sealing, no. 40 -0, L=1040 mm <sup>2)</sup>		0.07 kg



Maintenance unit or  
Outlet element incl. ductile iron  
grating



sump unit  
middle part and lower part  
DN 150 / 200 / 300



Corner piece variable



Lifting hook (consisting of 2 pcs.)  
for NW 150, painted green



Lifting hook (consisting of 2 pcs.),  
for NW 200, painted black



GRASPOINTNER  
Sustainable innovation.

<sup>1)</sup> Comprising a monolithic channel body, cast iron edge and bolt-on ductile iron grating.

<sup>2)</sup> Is a joint sealing profile required? Please contact our service team.



## BG-FILCOTEN® one, NW 200

Monolithic channel made of FILCOTEN® HPC (High Performance Concrete) up to class F

Item no.	monolithic channel body up to class F – without slope	Load class	Weight	Pcs./Palett
15021100	one NW 200 no. 0, L = 1000mm, SW 23/70mm	D 400	106.0 kg	9
15021168	one NW 200 no. 40-0, L = 1000mm, SW 23/70mm	D 400	136.5 kg	6
15020100	one NW 200 no. 0, L = 1000mm, SW 23/70mm	F 900	106.0 kg	9
15020168	one NW 200 no. 40-0, L = 1000mm, SW 23/70mm	F 900	136.5 kg	6



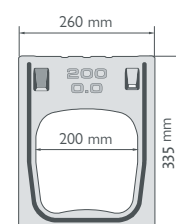
BG-FILCOTEN® one NW 200: Inlet cross-section 510 cm<sup>2</sup>/m | Discharge cross-section 200/0: 340 cm<sup>2</sup>/m | 200/40-0: 735 cm<sup>2</sup>/m



## Accessories

for BG-FILCOTEN® one, NW 200

Item no.	Accessories	Load class	Weight
15020000	Variable corner element, no. 0, SW 23/70mm	F 900	114.0 kg
15020008	Variable corner element, no. 40-0, SW 23/70mm	F 900	142.0 kg
15021180	Maintenance unit no. 0, L=1000 mm incl. ductile iron grating <sup>1)</sup>	D 400	101.0 kg
15021188	Maintenance unit no. 40-0, L=1000 mm incl. ductile iron grating <sup>1)</sup>	D 400	133.0 kg
15020180	Maintenance unit no. 0, L=1000 mm incl. ductile iron grating <sup>1)</sup>	F 900	101.0 kg
15020188	Maintenance unit no. 40-0, L=1000 mm incl. ductile iron grating <sup>1)</sup>	F 900	133.0 kg
15021190	Outlet element no. 0, L=1000 incl. ductile iron grating, outlet opening DN 200 <sup>1)</sup>	D 400	99.0 kg
15021198	Outlet element no. 40-0, L=1000 incl. ductile iron grating, outlet opening DN 200 <sup>1)</sup>	D 400	131.0 kg
15020190	Outlet element no. 0, L=1000 incl. ductile iron grating, outlet opening DN 200 <sup>1)</sup>	F 900	99.0 kg
15020198	Outlet element no. 40-0, L=1000 incl. ductile iron grating, outlet opening DN 200 <sup>1)</sup>	F 900	131.0 kg
15021170	Sump unit top part no. 0, L = 1000 mm incl. ductile iron grating <sup>1)</sup>	D 400	96.0 kg
15021178	Sump unit top part no. 40-0, L = 1000 mm incl. ductile iron grating <sup>1)</sup>	D 400	128.0 kg
15020170	Sump unit top part no. 0, L = 1000 mm incl. ductile iron grating <sup>1)</sup>	F 900	96.0 kg
15020178	Sump unit top part no. 40-0, L = 1000 mm incl. ductile iron grating <sup>1)</sup>	F 900	128.0 kg
19120094	Sump unit middle part, NW 200		29.0 kg
19120095	Sump unit, bottom part, NW 201, pipe-coupling DN 200		35.5 kg
19120096	Sump unit, bottom part, NW 201, pipe-coupling DN 300		39.0 kg
22511	Silt bucket for sump unit, plastic		0.7 kg
30040	Odour trap made of PVC bends DN 200/87° made of plastic		7.4 kg
19120100	Front cap, no. 0, without outlet		13.0 kg
19120108	Front cap, no. 40-0, without outlet		21.0 kg
19120110	End cap no. 0, with outlet DN 200		8.5 kg
19120118	End cap, no. 40-0, with outlet DN 200		16.5 kg
19120157	Adapter cap no. 0 on 40-0		12.5 kg
19120900	Lifting hook (consisting of 2 pcs.), painted black		2.1 kg
19000703	Profile for joint sealing, no. 0, L=750 mm <sup>2)</sup>		0.05 kg
19000704	Sealing profile for joint sealing, no. 40-0, L= 1,130 mm <sup>2)</sup>		0.08 kg




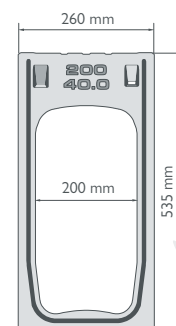
end cap  
with outlet



Front cap  
closed



Adapter cap  
no. 0 / 40-0



For sectional drawings and technical data on sump units, please see:  
one NW 150: [www.say.bg/en/one150\\_data](http://www.say.bg/en/one150_data)  
one NW 200: [www.say.bg/en/one200\\_data](http://www.say.bg/en/one200_data)

<sup>2)</sup> Is a joint sealing profile required?  
Please say so with your order.

Class E 600 – F 900




## Every day for **years** **Top performance.** BG-CLASSIC

What makes a product a classic? Quite simply: top performance at all times. That is exactly what you get with our BG-CLASSIC channel systems. Discover impressive ruggedness and durability delivering superior drainage performance, also in the face of the toughest challenges.

- extreme adaptability and variability, can be installed in a wide range of locations
- Easy handling and assembly whilst delivering maximum performance.



GRASPOINTNER  
Sustainable innovation.



BG-CLASSIC BGZ-S  
heavy-duty channel  
up to class F 900  
pages 66 – 69



BG-CLASSIC BG-SI  
safety channel  
up to class F 900  
pages 72 – 73



Technical data: [www.say.bg/10/bg-classic](http://www.say.bg/10/bg-classic)

## BG-CLASSIC channel systems sortet by application areas:

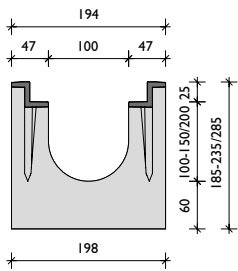
country roads	1 2	Logistics area	1 2
container terminal	1 2	Parking area (truck)	1 2
airport (airside)	1 2	Parking area (car)	1 2
Pedestrian zones	1 2	heavy-duty areas	1 2
harbour	1 2	garage	1 2
Storage area	1 2		



up to class F 900

# BG-CLASSIC BGZ-S

## Heavy-duty channel SV

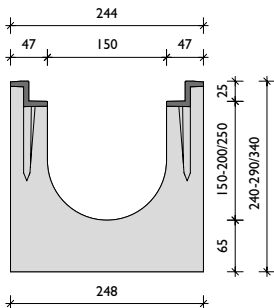


cast iron edge

### BG-CLASSIC BGZ-S SV G, NW 100

Drainage channel with integrated cast iron edge (G) up to class F, with quick-locking system (SV) or bolt connection

Item no.	Channel body with safety joint	Slope	Weight	Pcs./Palett	Euro/pc.
16500	BGZ-S SV G NW 100, no. 0	0.0 %	63.0 kg	15	
16530	BGZ-S SV G NW 100, no. 0, L = 500 mm	0.0 %	31.5 kg	20	
16501-02	BGZ-S SV G NW 100, no. 5-0, 10-0	0.0 %	68.0 - 73.0 kg	15	
16504	BGZ-S SV G NW 100, no. 20-0	0.0 %	83.0 kg	10	
16510-19	BGZ-S SV G NW 100, no. 1 to no. 10	0.5 %	64.0 - 73.0 kg	15	
16505	BGZ-S SV G NW 101, no. 0, outlet opening DN 100	0.0 %	60.0 kg	15	
16506	BGZ-S SV G NW 101, no. 5-0, outlet opening DN 100	0.0 %	65.0 kg	15	
16507	BGZ-S SV G NW 101, no. 10-0, outlet opening DN 100	0.0 %	70.0 kg	15	
16509	BGZ-S SV G NW 101, no. 20-0, outlet opening DN 100	0.0 %	80.0 kg	10	
Item no.	Covers incl. quick-locking system	Load class	Weight	Pcs./Palett	Euro/pc.
23250	Mesh grating 1000/147/25, MW 30/10	D 400	6.4 kg	120	
23251	Mesh grating 500/147/25, MW 30/10	D 400	3.3 kg	48	
23102	Ductile iron grating 500/147/25, SW 18/120	D 400	4.0 kg	120	
22756	ductile iron elongated bar grating 500/147/25, MW 27/13	E 600	4.3 kg	120	
Item no.	Gratings incl. bolting material 4 times	Load class	Weight	Pcs./Palett	Euro/pc.
22757	ductile iron elongated bar grating 500/147/25, MW 27/13	E 600	4.6 kg	120	
22053	Ductile iron grating 500/147/25, SW 16/120	F 900	5.7 kg	120	
22059	ductile iron grating 500/147/25, closed cover <sup>1)</sup>	F 900	8.0 kg	120	
Item no.	Accessories	Material	Weight	Pcs./Palett	Euro/pc.
22200	sump unit SV G 500/211/510 incl. pipe fair lead DN 150 <sup>2)</sup>	concrete	67.0 kg	10	
22510	silt bucket for sump unit	Plastic	0.4 kg		
30030	odour trap made of PVC bends DN 150/87°	plastic	3.9 kg		
30019	Odour trap for outlet opening DN 100	plastic	0.2 kg		
31310	Forsheda-sealing for outlet opening DN 100	Elastomer	0.4 kg		
22220	Front cap	galvanised steel	0.4 kg		
22221	End cap with outlet DN 100	galvanised steel	0.5 kg		
22280	Bolting material for mesh gratings – 1 pc. bolt, 1 pc. nut				
22281	Bolting material for ductile iron gratings – 1 pc. bolt, 1 pc. nut (With gratings up to class D – requirement per m: 4 pcs. / with ductile iron gratings class E and class F – requirement per m: 8 pcs.)				



cast iron edge

### BG-CLASSIC BGZ-S SV G, NW 150

Drainage channel with integrated cast iron edge (G) up to class F, with quick-locking system (SV) or bolt connection

Item no.	Channel body with safety joint	Slope	Weight	Pcs./Palett	Euro/pc.
16600	BGZ-S SV G NW 150, no. 0	0.0 %	86.0 kg	12	
16630	BGZ-S SV G NW 150, no. 0, L = 500 mm	0.0 %	43.0 kg	16	
16601-02	BGZ-S SV G NW 150, no. 5-0, no. 10-0	0.0 %	91.0 - 96.0 kg	12	
16604	BGZ-S SV G NW 150, no. 20-0	0.0 %	105.0 kg	8	
16610-19	BGZ-S SV G NW 150, no. 1 to no. 10	0.5 %	87.0 - 95.0 kg	12	
16605	BGZ-S SV G NW 151, no. 0, outlet opening DN 150	0.0 %	82.0 kg	12	
16606	BGZ-S SV G NW 151 no. 5-0, outlet opening DN 150	0.0 %	86.8 kg	12	
16607	BGZ-S SV G NW 151 no. 10-0, outlet opening DN 150	0.0 %	91.5 kg	12	
16609	BGZ-S SV G NW 151 no. 20-0, outlet opening DN 150	0.0 %	101.0 kg	8	
Item no.	Covers incl. quick-locking system	Load class	Weight	Pcs./Palett	Euro/pc.
23260	Mesh grating 1000/197/25, MW 30/10	D 400	10.2 kg	100	
23261	Mesh grating 500/197/25, MW 30/10	D 400	5.3 kg	48	
22066	Ductile iron grating 500/197/25, SW 18/170	D 400	6.5 kg	100	
22764	ductile iron elongated bar grating 500/197/25, MW 27/13	E 600	7.3 kg	100	
Item no.	Gratings incl. bolting material 4 times	Load class	Weight	Pcs./Palett	Euro/pc.
22765	ductile iron elongated bar grating 500/197/25, MW 27/13	E 600	7.6 kg	100	
22063	Ductile iron grating 500/197/25, SW 15/75	F 900	11.7 kg	100	
Item no.	Accessories	Material	Weight	Pcs./Palett	Euro/pc.
22201	sump unit SV G 500/261/690 incl. pipe fair lead DN 150 <sup>2)</sup>	concrete	95.0 kg	8	
22511	silt bucket for sump unit	Plastic	0.7 kg		
30030	odour trap made of PVC bends DN 150/87°	plastic	3.9 kg		
31311	Forsheda-sealing for outlet opening DN 150	Elastomer	0.5 kg		
22230	Front cap	galvanised steel	0.6 kg		
22231	End cap with outlet DN 150	galvanised steel	0.7 kg		
22280	Bolting material for mesh gratings – 1 pc. bolt, 1 pc. nut				
22281	Bolting material for ductile iron gratings – 1 pc. bolt, 1 pc. nut (With gratings up to class D – requirement per m: 4 pcs. / with ductile iron gratings class E and class F – requirement per m: 8 pcs.)				

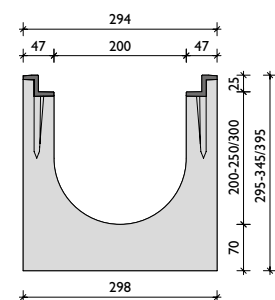




## BG-CLASSIC BGZ-S SV G, NW 200

Drainage channel with integrated cast iron edge (G) up to class F, with quick-locking system (SV) or bolt connection

Item no.	Channel body with safety joint	Slope	Weight	Pcs./Palett	Euro/pc.
16700	BGZ-S SV G NW 200, no. 0	0.0 %	114.0 kg	8	
16716	BGZ-S SV G NW 200, no. 0, L = 500 mm	0.0 %	57.0 kg	8	
16701-02	BGZ-S SV G NW 200, no. 5-0, no. 10-0	0.0 %	119.0 - 124.0 kg	8	
16727	BGZ-S SV G NW 200, no. 20-0	0.0 %	134.0 kg	8	
16706-15	BGZ-S SV G NW 200, no. 1 to no. 10	0.5 %	115.0 - 124.0 kg	8	
16703	BGZ-S SV G NW 201, no. 0, outlet opening DN 200	0.0 %	107.0 kg	8	
16704	BGZ-S SV G NW 201, no. 5-0, outlet opening DN 200	0.0 %	112.0 kg	8	
16705	BGZ-S SV G NW 201, no. 10-0, outlet opening DN 200	0.0 %	117.0 kg	8	
16729	BGZ-S SV G NW 201, no. 20-0, outlet opening DN 200	0.0 %	127.0 kg	8	
Item no.	Covers incl. quick-locking system	Load class	Weight	Pcs./Palett	Euro/pc.
23270	Mesh grating 1000/247/25, MW 30/10	D 400	16.0 kg	60	
23271	Mesh grating 500/247/25, MW 30/10	D 400	8.2 kg	30	
22079	Ductile iron grating 500/247/25, SW 18/220	D 400	8.2 kg	60	
22774	ductile iron elongated bar grating 500/247/25, MW 27/13	E 600	9.1 kg	60	
Item no.	Gratings incl. bolting material 4 times	Load class	Weight	Pcs./Palett	Euro/pc.
22775	ductile iron elongated bar grating 500/247/25, MW 27/13	E 600	9.4 kg	60	
22073	Ductile iron grating 500/247/25, SW 16/220	F 900	13.8 kg	60	
22078	ductile iron grating 500/247/25, closed cover <sup>1)</sup>	F 900	17.1 kg	60	
Item no.	Accessories	Material	Weight	Pcs./Palett	Euro/pc.
22204	sump unit SV G 500/326/740 incl. pipe fair lead DN 200 <sup>2)</sup>	concrete	105. kg	6	
22512	silt bucket for sump unit	Plastic	0.7 kg		
30040	Odour trap made of PVC sewer pipes DN 200/87°	Plastic	7.4 kg		
31312	Forsheda-sealing for outlet opening DN 200	Elastomer	0.6 kg		
22240	Front cap	galvanised	0.7 kg		
22241	end cap DN 200	galvanised	0.9 kg		
22280	Bolting material for mesh gratings – 1 pc. bolt, 1 pc. nut				
22281	Bolting material for ductile iron gratings – 1 pc. bolt, 1 pc. nut (With gratings up to class D – requirement per m: 4 pcs. / with ductile iron gratings class E and class F – requirement per m: 8 pcs.)				

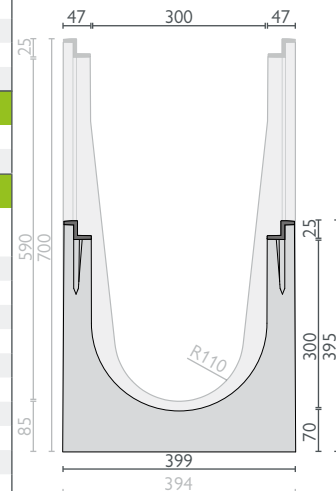


cast iron edge

## BG-CLASSIC BGZ-S SV G, NW 300

Drainage channel with integrated cast iron edge (G) up to class F, with quick-locking system (SV) or bolt connection

Item no.	Channel body with safety joint	Slope	Weight	Pcs./Palett	Euro/pc.
16800	BGZ-S SV G NW 300, no. 0	0.0 %	169.0 kg	6	
16840	BGZ-S SV G NW 300, CH 700 mm, L 2500	0.0 %	671.0 kg	2	
16842	BGZ-S SV G NW 300, CH 700 mm, L 1000	0.0 %	269.0 kg	2	
16801	BGZ-S SV G NW 301, no. 0, outlet opening DN 200	0.0 %	162.0 kg	2	
16841	BGZ-S SV G NW 301, no. 700, outlet opening DN 200, L 2500	0.0 %	662.0 kg	2	
16843	BGZ-S SV G NW 301, no. 700, outlet opening DN 200, L 1000	0.0 %	258.0 kg	2	
Item no.	Covers incl. quick-locking system	Load class	Weight	Pcs./Palett	Euro/pc.
22184	Mesh grating 1000/347/25, MW 30/10	C 250	23.6 kg	30	
22185	Mesh grating 500/347/25, MW 30/10	C 250	12.2 kg	24	
23180	Ductile iron grating 500/347/25, SW 18/150	D 400	15.2 kg	30	
22784	ductile iron elongated bar grating 500/347/25, MW 25/14 <sup>1)</sup>	E 600	16.5 kg	30	
Item no.	Gratings incl. bolting material 4 times	Load class	Weight	Pcs./Palett	Euro/pc.
22785	ductile iron elongated bar grating 500/347/25, MW 25/14	E 600	16.9 kg	30	
22083	Ductile iron grating 500/347/25, SW 16/148 <sup>1)</sup>	F 900	26.1 kg	40	
Item no.	Accessories	Material	Weight	Pcs./Palett	Euro/pc.
22198	sump unit SV G 550/565/990, two parts with pipe fair lead DN 200 <sup>2)</sup>	concrete	214.0 kg	2	
22213	silt bucket for sump unit	galvanised	3.2 kg		
30040	Odour trap made of PVC sewer pipes DN 200/87°	Plastic	7.4 kg		
31312	Forsheda-sealing for outlet opening DN 200	Elastomer	0.6 kg		
22250	Front cap	galvanised	1.3 kg		
22251	end cap DN 200	galvanised	1.2 kg		
22253	Front cap, CH 700	galvanised	3.0 kg		
22254	End cap, CH 700, outlet DN 200	galvanised	3.1 kg		
22255	End cap, CH 700, outlet DN 300	galvanised	2.8 kg		
22280	Bolting material for mesh gratings – 1 pc. bolt, 1 pc. nut				
22281	Bolting material for ductile iron gratings – 1 pc. bolt, 1 pc. nut (With gratings up to class D – requirement per m: 4 pcs. / with ductile iron gratings class E and class F – requirement per m: 8 pcs.)				

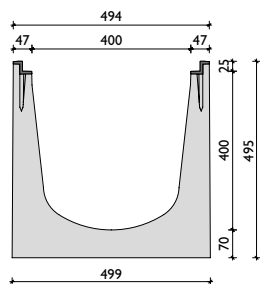



cast iron edge

up to class F 900

# BG-CLASSIC BGZ-S

## Heavy-duty channel

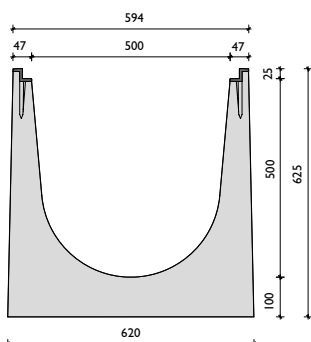


cast iron edge

### BG-CLASSIC BGZ-S G, NW 400

Drainage channel with integrated cast iron edge (G) up to class F, with ductile iron gratings, bolted

Item no.	Channel body with safety joint	Slope	Weight	Pcs./Palett	Euro/pc.
16850	BGZ-S G NW 400, no. 0	0.0 %	225.0 kg	4	
16851	BGZ-S G NW 401 no. 0, outlet opening DN 200	0.0 %	218.0 kg	4	
Item no.	Gratings incl. bolting material 4 times	Load class	Weight	Pcs./Palett	Euro/pc.
22088	Ductile iron grating 500/447/25, SW 18/200	D 400	20.6 kg	20	
22090	ductile iron elongated bar grating 500/447/25, MW 25/14 <sup>1)</sup>	E 600	27.1 kg	20	
22087	Ductile iron grating 500/447/25, SW 15/125 <sup>1)</sup>	F 900	41.4 kg	20	
Item no.	Accessories	Material	Weight	Pcs./Palett	Euro/pc.
22194	sump unit G 550/565/990, two parts incl. pipe fair lead DN 200 <sup>2)</sup>	concrete	200.0 kg	2	
22214	silt bucket for sump unit	galvanised	3.8 kg		
30040	Odour trap made of PVC sewer pipes DN 200/87°	Plastic	7.4 kg		
31312	Forsheda-sealing for outlet opening DN 200	Elastomer	0.6 kg		
22260	Front cap	galvanised	2.1 kg		
22261	end cap DN 200	galvanised	2.4 kg		
22281	bolting material for ductile iron gratings (1 pc. bolt, 1 pc. nut – requirement per m: 8 pcs.)				



cast iron edge


### BG-CLASSIC BGZ-S G, NW 500

Drainage channel with integrated cast iron edge (G) up to class F, with ductile iron gratings, bolted


Item no.	Channel body with safety joint	Slope	Weight	Pcs./Palett	Euro/pc.
16903	BGZ-S G NW 500, no. 0, L 2500 <sup>1)</sup>	0.0 %	880.0 kg	1	
16901	BGZ-S G NW 500, no. 0, L 1000 <sup>1)</sup>	0.0 %	360.0 kg	1	
16902	BGZ-S G NW 501, no. 0, outlet opening DN 200, L 1000	0.0 %	353.0 kg	1	
Item no.	Gratings incl. 4x bolting material – M10	Load class	Weight	Pcs./Palett	Euro/pc.
22094	Ductile iron grating 500/547/25, SW 18/248 <sup>1)</sup>	D 400	29.8 kg	20	
22091	Ductile iron grating 500/547/25, SW 18/248 <sup>1)</sup>	E 600	31.3 kg	20	
22092	Ductile iron grating 500/547/25, SW 20/170 <sup>1)</sup>	F 900	48.8 kg	20	
Item no.	Accessories	Material	Weight	Pcs./Palett	Euro/pc.
22270	Front cap	galvanised	3.1 kg		
22271	end cap DN 200	galvanised	3.1 kg		
31312	Forsheda-sealing for outlet opening DN 200	Elastomer	0.6 kg		
22281	bolting material M 10 for ductile iron gratings (1 pc. bolt, 1 pc. nut – requirement per m: 8 pcs.)				




## Gratings: **BG-CLASSIC** BGZ-S heavy-duty channels NW 100, 150, 200, 300, 400, 500




Mesh grating MW 30/10,  
class D – SV system,  
for NW 100 to 200




ductile iron grating SW 18/120,  
18/170, 18/220 – class D  
quick-locking system,  
for NW 100 to 200



Ductile iron elongated bar grating  
MW 27/13  
Class E – SV or 4x bolted,  
for NW 100 to 200




Ductile iron grating SW 16/120  
and/or 16/220,  
Class F – 4x bolted,  
for NW 100 and 200




ductile iron grating class F  
closed cover  
4-point boltable  
for NW 100 and 200




Ductile iron grating SW 15/75  
class F, 4x bolted  
for NW 150



Mesh grating MW 30/10,  
class C – SV system,  
for NW 300




Ductile iron grating SW 18/150  
class D – SV system,  
for NW 300




Ductile iron elongated bar grating MW 25/14  
Class E – SV or 4x bolted,  
for NW 300  
only 4x bolted for NW 400




ductile iron grating SW 16/148  
class F, 4-times bolt connection  
for NW 300



Ductile iron grating 4x bolted  
Class D – SW 18/200 – for NW 400  
Class D and E – SW 18/248 –  
for NW 500



Ductile iron grating SW 15/125  
class F, 4-times bolt connection  
for NW 400



ductile iron grating SW 20/170  
class F, 4-times bolt connection  
for NW 500




All gratings up to class D 400 kN can additionally be bolted to the SV system!

## Quick-locking system or 4-times bolt connection.



Tension rods for quick-locking  
system integrated




Bolting material can  
be replaced at any time



Additional protection against  
longitudinal movement

# BG-CLASSIC BGZ-S

## Heavy-duty channel



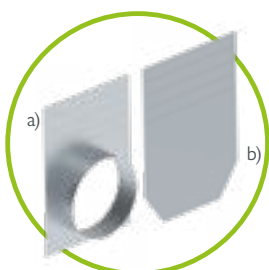
Channel with outlet opening,  
DN same as NW – though maximum DN 200



sealing system for sealing the channel  
joints – suitable for all channels with  
safety seam




Positioning of outlet opening: channel end to outlet centre = 250 mm



a) end cap with outlet  
both for BGZ-S channels  
b) front cap




sump unit for  
BGZ-S heavy-duty channel  
L=500 mm, to fit NW  
incl. pipe fair lead



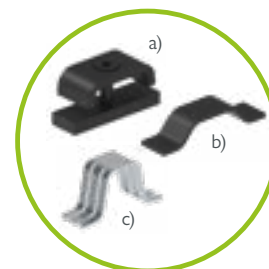
Sediment bucket for  
BGZ-S heavy-duty channels  
plastic: NW 100 – 200  
galvanised steel: 2-parts sump units  
NW 300 and 400



bolting material M10, for all  
mesh- or ductile iron gratings,  
for BGZ-S channels



Locking mechanism of the gratings  
with interlocking clip



locking system for gratings  
a) fixing clip  
b) + c) locking clip  
for standard channel



odour trap made of PVC bends for  
sump units with pipe connection  
DN 150 or 200



Odour trap for outlet opening consisting of 3  
parts – insert in channels with outlet opening  
DN 100 – not for retro-fitting



Forsheda sealing for  
outlet opening – only with  
BGZ-S channel



# References



up to class F 900

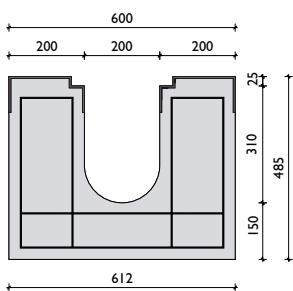

# BG-CLASSIC BG-SI

## Safety channel

### BG-CLASSIC BG-SI, NW 200

Channel body with special steel edge up to load class F, with bolted ductile iron grating

Item no.	Channel body with safety joint	Slope	Weight	Pcs./Palett	Euro/pc.
20350	BG-SI, galvanised angled edge, NW 200, no. 0, L = 2500 mm	0.0 %	560.0 kg/m		
20352	BG-SI, galvanised angled edge, NW 200, no. 0, L = 1000 mm	0.0 %	560.0 kg/m		
20390	Additional charge for drain outlet 500/300				on request
20392	Additional charge for drain outlet with fitted pipe fair lead DN 200				
Item no.	Gratings incl. bolting material – M 12	Load class	Weight	Pcs./Palett	Euro/pc.
22191	Ductile iron slotted grating 500/256/25, SW 16/225	F 900	11.9 kg	72	
Item no.	Accessories	L / W / H	Weight	Pcs./Palett	Euro/pc.
20726	Sump unit for BG-SI safety channel NW 200	1000/600/1000	1.300.0 kg		
20704	Front or end cap for BG-SI safety channel NW 200		2.1 kg		on request
20020	Additional charge for corner, for two channels with mitre (channels incl. gratings)				



galvanised special edge


### Covers: BG-CLASSIC BG-SI safety channels, NW 200



ductile iron grating SW 16/225 – class F



bolting material M 12  
for BG-SI safety channels



### The benefits at a glance:

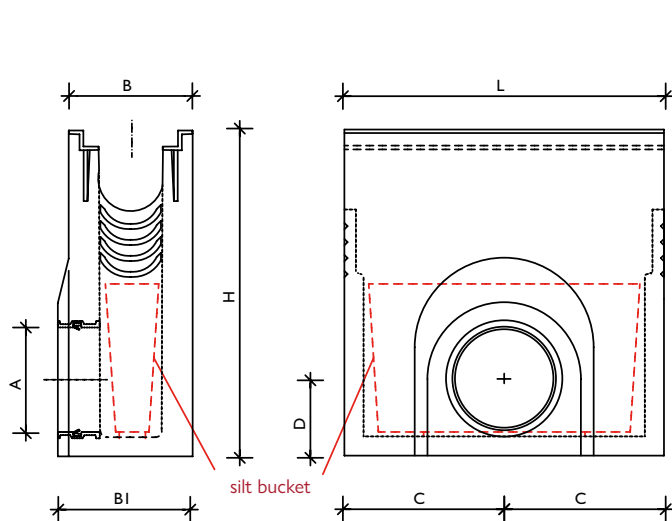
- optimised for the most demanding applications
- Easy handling, highly practical, reduced construction times
- Solid, class F 900 kN channel body (Type I in accordance with EN 1433)
- High-quality concrete with structural reinforcement
- Solid steel edge affords all-around protection
- Bolted cast iron gratings with protection against longitudinal movement



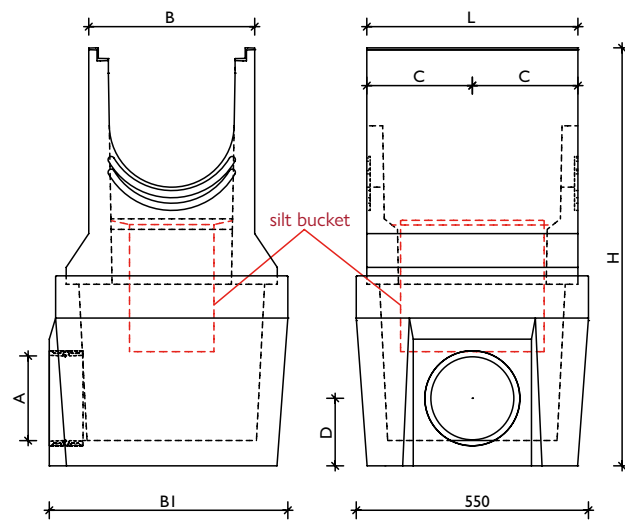
GRASPOINTNER  
Sustainable innovation.

# References





BGZ-S, one part



BGZ-S NW 300/400 sump unit, two parts

Product family	NW	Item no. / one part	L	B	B 1	H	C	D	Outlet A
BGZ-S heavy-duty channel SV	100	22200 <sup>ⓐ</sup>	500	194	211	510	250	120	pipe fair lead 150
	150	22201 <sup>ⓐ</sup>	500	244	261	690	250	130	pipe fair lead 150
	200	22204 <sup>ⓐ</sup>	500	294	326	740	250	150	pipe fair lead 200
BG-SI safety channel	200	20726 <sup>Ⓥ</sup>	1000	600	600	1000	500	310	pipe fair lead 200
Product family	NW	Item no. / two parts	L	B	B 1	H	C	D	Outlet A
BGZ-S heavy-duty channel SV	300	22198 <sup>ⓐ</sup>	500	394	565	990	250	165	pipe fair lead 200
	400	22194 <sup>ⓐ</sup>	500	494	565	990	250	165	pipe fair lead 200

<sup>Ⓥ</sup> Sump unit with galvanised steel edge | <sup>ⓐ</sup> Sump unit with cast iron edge



### Pipe fairlead system:

A pipe fairlead is already installed in the outlet connector.  
The sewer pipe connection can be made directly and quickly.

If either sump unit BGZ-S is installed at the end of the channel run, it must be enclosed with an end cap.




# References




Gratings on the **left** are  
**beautiful & functional.**  
 On the **right** it's the **other way around.**




Tension rods for integrated SV system



Bolting material can be replaced at any time



Additional protection against longitudinal movement



1



2



3

## BG-CLASSIC BGZ-S

Gratings	SW, MW, Ø in mm	
1 SV Mesh grating	MW 30/10	
	MW 30/10	
2 SV Ductile iron slotted grating	SW 18/120	
	SW 18/170	
	SW 18/220	
	SW 18/150	
3 Ductile iron slotted grating	SW 18/200	
	SW 18/248	
	MW 27/13	
	MW 25/14	
4 SV Ductile iron elongated bar gr.	MW 27/13	
	MW 25/14	
5 Ductile iron longitudinal bar gr.	SW 16/120	
	SW 15/75	
6 Ductile iron slotted grating	SW 16/220	
	SW 16/148	
	SW 15/125	
	SW 20/170	
7 Ductile iron cover	closed	

## BG-CLASSIC BG-SI

Gratings	SW, MW, Ø in mm	
8 Ductile iron slotted grating	SW 16/225	

<sup>2)</sup> Material:

V: Galvanised | E: Stainless steel

Ductile: Ductile iron | PA: Polyamide plastic

KTL: KTL coated ductile iron

<sup>1)</sup> classes according to EN 1433:

A 15 kN | B 125 kN | C 250 kN

D 400 kN | E 600 kN | F 900 kN



GRASPOINTNER  
Sustainable innovation.

## Heavy-duty channel

	NW 100	NW 150	NW 200	NW 300	NW 400	NW 500	class <sup>1)</sup>	Material <sup>2)</sup>	SV/VM: <sup>3)</sup>
				✓			C	V	SV, 2 x M 10
	✓	✓	✓				D	V	SV, 2 x M 10
	✓						D	G	SV, 2 x M 10
		✓					D	G	SV, 2 x M 10
			✓				D	G	SV, 2 x M 10
				✓			D	G	SV, 2 x M 10
					✓		D	G	4 x M 10
						✓	D, E	G	4 x M 10
	✓	✓	✓				E	G	SV
				✓			E	G	SV
	✓	✓	✓				E	G	4 x M 10
				✓	✓		E	G	4 x M 10
	✓						F	G	4 x M 10
		✓					F	G	4 x M 10
			✓				F	G	4 x M 10
				✓			F	G	4 x M 10
					✓		F	G	4 x M 10
						✓	F	G	4 x M 10
	✓		✓				F	G	4 x M 10

## Safety channel

	NW 200	class <sup>1)</sup>	Material <sup>2)</sup>	SV/VM: <sup>3)</sup>
	3	F	G	4 x M 12

<sup>3)</sup> SV/VM:

SV: Quick locking system | VM: Bolting material

2 X M 10: optional 2 point boltable

4 X M 10: incl. 4 point bolting material


4 X M 12: incl. 4 point bolting material BG-SI




bolting material M 12  
for BG-SI safety channels




bolting material M 10, for all  
mesh- or ductile iron gratings,  
for BGZ-S channels




4



5



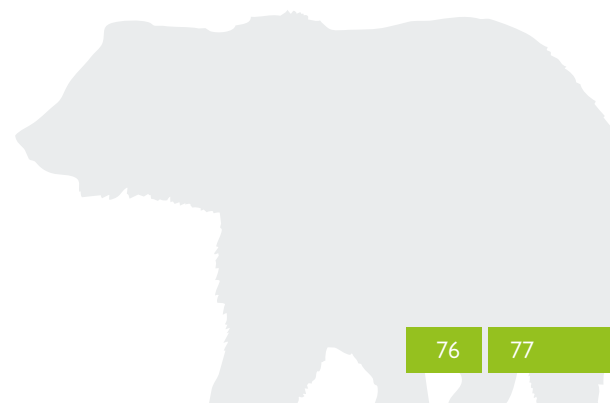
6



7



8



# Highly versatile, unique expertise.

## Silent and effective.

Despite their wide range of applications, BG slot channels perform extremely well in any situation. They are highly robust and they do not need a grating – as a result, they are maintenance-free and very quiet.

## Strong in every situation.

Our highly versatile slot channels are an important feature in traffic engineering. They provide efficient, reliable drainage for the surfaces of:

## Application areas

Main roads, motorways and tunnels, container terminals, logistics centres, industrial and port facilities, aviation areas

class F 900



## Tightly sealed channel joint

Ensured by the supplied gaskets. These must be installed on site. Tongue-and-groove system for each channel element.

## Ideal flow characteristics

For surfaces without sufficient slope, BG-CLASSIC BG-SL slot channels can be supplied with a pre-installed inner slope of 0.5 %.



GRASPOINTNER  
Sustainable innovation.



# BG-CLASSIC BG-SL slot channel

BG-FILCOTEN®

BG-CLASSIC

## Unique slot geometry


- Suitable for all applications
- Interrupted, continuous or covered slot
- Also available with a border for installation when there are rising edges

## Optimum drainage performance


Optimum water collection thanks to 3% surface slope towards the slot. BG-CLASSIC slot channel with interrupted slot and small conduit.



BG-CLASSIC BG-SL slot channel  
with interrupted slot



BG-CLASSIC BG-SL slot channel  
with covered slot  
and kerbstone



BG-CLASSIC BG-SL slot channel  
with continuous slot  
and kerbstone

## High load capacity

Due to the high concrete strength ( $\geq C 45/55$ )  
incl. structural steel reinforcement.

## The benefits at a glance:

- Different channel profiles for a wide range of applications
- High load capacity up to class D 400, E 600 or F 900 kN
- Very variable: option of 0.5% inner slope, with or without border, expansion joint directly on the channel body
- Element length 4,000 mm — special lengths on request
- Manufacturer with decades of experience
- Produced and certified in line with EN 1433

## Download here:

tender text, datasheets, DoP,  
installation guidelines, installation detail,  
product drawing, BIM-Data



[www.say.bg/10/bg-classic](http://www.say.bg/10/bg-classic)




**Perfect** for everyday  
**challenges** & any  
**other challenges** too.

**BG-FLEX**


Our steel channel systems are as varied as your requirements. Known for our intelligent and innovative designs, continuous improvement, high-quality materials and reliable production processes, the strengths of BG shine through in our products. Even if your project is absolutely unique, we will still find the optimum solution with our individually customised products.



**GRASPOINTNER**  
Sustainable innovation.




BG-FLEX FA  
facade channels  
accessible  
pages 82 – 88



BG-FLEX glass  
facade channel  
accessible  
pages 90 – 91



BG-FLEX TE  
terrace slot channels  
accessible  
page 92



BG-FLEX TM  
terrace channels  
accessible  
page 93



BG-FLEX stone  
terrace channel  
accessible  
pages 94 – 95



BG-FLEX omega  
up to class C 250  
pages 98 – 101



BG-FLEX sigma tec & sigma  
up to class C 250  
pages 102 – 107



Technical data: [www.say.bg/10/bg-flex](http://www.say.bg/10/bg-flex)

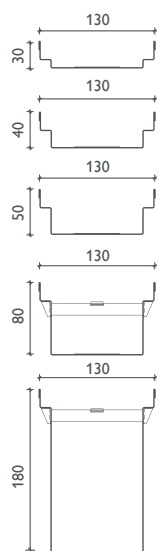

## BG-FLEX channel systems sorted by application areas:

facade	1 2 3 4 5 6 7	terrace	1 2 3 4 5 6 7
flat roof	1 2 3 4 5 6 7	underground car park	1 2 3 4 5 6 7
landscape construction	1 2 3 4 5 6 7	Wine yard	1 2 3 4 5 6 7
parking decks & garages	1 2 3 4 5 6 7	garage	1 2 3 4 5 6 7
slot drainage	1 2 3 4 5 6 7		



# BG-FLEX<sup>FA</sup>

## Facade channel



Fixed construction height

### BG-FLEX FA facade channel, width 130 – GALVANISED STEEL

perforated on both sides (except accessory elements) or closed, galvanised steel (V)

Item no.	Perforated channel body – material thickness 1.00 mm		Length mm	Height mm	Weight
23013201	FA facade channel V, width 130	L	1000	30	1.7 kg
23013202	FA facade channel V, width 130	L	2000	30	3.3 kg
23013203	FA facade channel V, width 130	L	1000	40	1.8 kg
23013204	FA facade channel V, width 130	L	2000	40	3.6 kg
23013205	FA facade channel V, width 130	L	1000	50	2,0 kg
23013206	FA facade channel V, width 130	L	2000	50	4,0 kg
23013207	FA facade channel V, width 130	L	1000	80	2,4 kg
23013208	FA facade channel V, width 130	L	2000	80	4,8 kg
23013211	FA facade channel V, width 130		1000	180	3,5 kg
23013212	FA facade channel V, width 130		2000	180	7,0 kg
Item no.	Closed channel body – material thickness 1.00 mm		Length mm	Height mm	Weight
23013221	FA facade channel V, width 130		1000	30	1.7 kg
23013222	FA facade channel V, width 130		2000	30	3.3 kg
23013223	FA facade channel V, width 130		1000	40	1.8 kg
23013224	FA facade channel V, width 130		2000	40	3.6 kg
23013225	FA facade channel V, width 130	L	1000	50	2,0 kg
23013226	FA facade channel V, width 130	L	2000	50	4,0 kg
23013227	FA facade channel V, width 130	L	1000	80	2,4 kg
23013228	FA facade channel V, width 130	L	2000	80	4,8 kg
23013231	FA facade channel V, width 130		1000	180	3,5 kg
23013232	FA facade channel V, width 130		2000	180	7,0 kg
Item no.	Closed outlet unit incl. outlet pipe DN 75		Material	Height mm	Weight
23013251	FA outlet unit V, width 130		galvanised	30	1.5 kg
23013252	FA outlet unit V, width 130		galvanised	40	1.7 kg
23013253	FA outlet unit V, width 130		galvanised	50	1.9 kg
23013254	FA outlet unit V, width 130		galvanised	80	2.4 kg
23013255	FA outlet unit V, width 130		galvanised	180	4,0 kg
Item no.	Gratings – width 122 mm / height 20 mm		Material	Pcs./Palett	Weight
23513203	FA mesh grating = 1000, MW 30/10 T-profile	L	galvanised	156	3.2 kg
24513201	FA mesh grating, L = 1000, MW 30/10	L	galvanised	120	2.5 kg
24513202	FA mesh grating, L = 500, MW 30/10	L	galvanised	60	1.3 kg
24513203	FA slotted grating, L = 1000, SW 9/80	L	galvanised	120	2,0 kg
24513204	FA slotted grating, L = 500, SW 9/80	L	galvanised	60	1,0 kg
24513205	FA perforated grating, L = 1000, Ø 6	L	galvanised	120	1.6 kg
24513206	FA perforated grating, L = 500, Ø 6	L	galvanised	60	0.8 kg
24513207	FA longitudinal bar grating, L = 1000, bar distance 10	L	galvanised	120	3.9 kg
24513208	FA longitudinal bar grating, L = 500, bar distance 10	L	galvanised	60	2,0 kg
23513205	FA longitudinal bar grating, L = 500, grey	L	plastic	120	0.2 kg
Item no.	Accessories		Material	Height mm	Weight
23913221	FA front cap V, width 130	L	galvanised	30, 40	0.1 kg
23913222	FA front cap V, width 130	L	galvanised	50	0.1 kg
23913223	FA front cap V, width 130	L	galvanised	80	0.1 kg
23913224	FA front cap V, width 130	L	galvanised	180	0.1 kg
23900210	FA connecting clip	L	galvanised		0.1 kg
24900011	FA bolting-material set for mesh and longitudinal bar gratings: Clip and bolt (requirement per m: 2 pcs.)	L	stainless steel		0.1 kg
24900018	FA bolting-material set for mesh and longitudinal bar gratings: Locking bar, incl. nut, clip and bolt, for BH 50	L	galvanised		0.1 kg

**i** Other construction heights available on request

**i** All FA facade channels incl. gratings are walkable and wheelchair-safe!

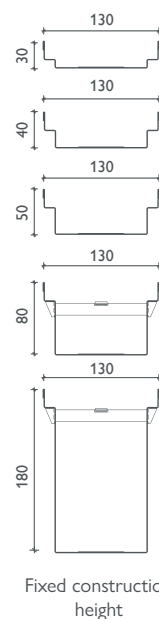

**i** Please note the delivery time may be longer for this product group!  
 A surcharge of € 100.00 may apply to orders with a value of less than € 1,000.00 to cover set-up costs.  
 Stock items are excluded from this surcharge.  
 For channels with an overall construction length of 2000 mm, longer pallets (2080x780x150) are used for the safe transport. This results in additional costs of € 22.50.



## BG-FLEX FA facade channels, width 130 – STAINLESS STEEL

perforated on both sides (except accessory elements) or closed, stainless steel (E)

Item no.	Perforated channel body – material thickness 1.00 mm	Length mm	Height mm	Weight
23013301	FA facade channel E, width 130	1000	30	1.6 kg
23013302	FA facade channel E, width 130	2000	30	3.1 kg
23013303	FA facade channel E, width 130	1000	40	1.7 kg
23013304	FA facade channel E, width 130	2000	40	3.4 kg
23013305	FA facade channel E, width 130	L	50	1.9 kg
23013306	FA facade channel E, width 130	L	50	3.7 kg
23013307	FA facade channel E, width 130	L	80	2.4 kg
23013308	FA facade channel E, width 130	L	80	4.8 kg
23013311	FA facade channel E, width 130	1000	180	4.0 kg
23013312	FA facade channel E, width 130	2000	180	8.0 kg
Item no.	Closed channel body – material thickness 1.00 mm	Length mm	Height mm	Weight
23013321	FA facade channel E, width 130	1000	30	1.6 kg
23013322	FA facade channel E, width 130	2000	30	3.2 kg
23013323	FA facade channel E, width 130	1000	40	1.8 kg
23013324	FA facade channel E, width 130	2000	40	3.5 kg
23013325	FA facade channel E, width 130	1000	50	1.9 kg
23013326	FA facade channel E, width 130	2000	50	3.8 kg
23013327	FA facade channel E, width 130	1000	80	2.5 kg
23013328	FA facade channel E, width 130	2000	80	5.0 kg
23013331	FA facade channel E, width 130	1000	180	4.1 kg
23013332	FA facade channel E, width 130	2000	180	8.2 kg
Item no.	Closed outlet unit incl. outlet pipe DN 75	Material	Height mm	Weight
23013351	FA outlet unit E, width 130	stainless steel	30	1.5 kg
23013352	FA outlet unit E, width 130	stainless steel	40	1.7 kg
23013353	FA outlet unit E, width 130	stainless steel	50	1.9 kg
23013354	FA outlet unit E, width 130	stainless steel	80	2.4 kg
23013355	FA outlet unit E, width 130	stainless steel	180	4.0 kg
Item no.	Covers – width 122 mm	Material	Pcs./Palett	Weight
24513301	FA mesh grating, 1000/122/20, MW 30/10	L stainless steel	120	3.1 kg
24513302	FA mesh grating, 500/122/20, MW 30/10	L stainless steel	60	1.5 kg
24513303	FA slotted grating, 1000/122/20, SW 9/85	stainless steel	120	2.0 kg
24513304	FA slotted grating, 500/122/20, SW 9/85	stainless steel	60	1.0 kg
24513305	FA perforated grating, 1000/122/20, Ø 6	L stainless steel	120	1.6 kg
24513306	FA perforated grating, 500/122/20, Ø 6	L stainless steel	60	0.8 kg
24513307	FA longitudinal bar grating, 1000/122/20, bar distance 10	L stainless steel	120	4.2 kg
24513308	FA longitudinal bar grating, 500/122/20, bar distance 10	L stainless steel	60	2.1 kg
24513313	FA design-longitudinal bar grating 1000/122/20/2, bar distance 6	L stainless steel	120	3.2 kg
24513314	FA design-longitudinal bar grating 500/122/20/2, bar distance 6	L stainless steel	40	1.6 kg
Item no.	Accessories	Material	Height mm	Weight
23913321	FA front cap E, width 130	L stainless steel	30, 40	0.1 kg
23913322	FA front cap E, width 130	L stainless steel	50, 80	0.1 kg
23913323	FA front cap E, width 130	L stainless steel	180	0.1 kg
23900310	FA connecting clip	L stainless steel		0.1 kg
24900011	FA bolting-material set for mesh and longitudinal bar gratings: Clip and bolt (requirement per m: 2 pcs.)	L stainless steel		0.1 kg
24900019	FA bolting-material set for mesh and longitudinal bar gratings: Locking bar, incl. nut, clip and bolt, for BH 50	L stainless steel		0.1 kg



**i** Other construction heights available on request

BG-FILCOTEN®

BG-CLASSIC

BG-FLEX

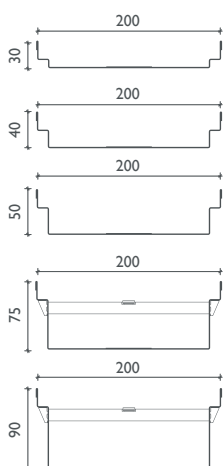

# References





# BG-FLEX<sup>FA</sup>

## Facade channel



Fixed construction height

### BG-FLEX FA facade channel, width 200 – GALVANISED STEEL

perforated on both sides (except accessory elements) or closed, galvanised steel (V)

Item no.	Perforated channel body – material thickness 1.00 mm		Length mm	Height mm	Weight
23020201	FA facade channel V, width 200	L	1000	30	2.3 kg
23020202	FA facade channel V, width 200	L	2000	30	4.5 kg
23020203	FA facade channel V, width 200	L	1000	40	2.4 kg
23020204	FA facade channel V, width 200	L	2000	40	4.8 kg
23020205	FA facade channel V, width 200	L	1000	50	2.6 kg
23020206	FA facade channel V, width 200	L	2000	50	5.2 kg
23020207	FA facade channel V, width 200	L	1000	75	3,0 kg
23020208	FA facade channel V, width 200	L	2000	75	6,0 kg
23020209	FA facade channel V, width 200	L	1000	90	3.3 kg
23020210	FA facade channel V, width 200	L	2000	90	6.5 kg
Item no.	Closed channel body – material thickness 1.00 mm		Length mm	Height mm	Weight
23020221	FA facade channel V, width 200		1000	30	2.3 kg
23020222	FA facade channel V, width 200		2000	30	4.5 kg
23020223	FA facade channel V, width 200		1000	40	2.4 kg
23020224	FA facade channel V, width 200		2000	40	4.8 kg
23020225	FA facade channel V, width 200	L	1000	50	2.6 kg
23020226	FA facade channel V, width 200	L	2000	50	5.2 kg
23020227	FA facade channel V, width 200		1000	75	3,0 kg
23020228	FA facade channel V, width 200		2000	75	6,0 kg
23020229	FA facade channel V, width 200	L	1000	90	3.3 kg
23020230	FA facade channel V, width 200	L	2000	90	6.5 kg
Item no.	Accessible channel body – material thickness 1.00 mm		Length mm	Height mm	Weight
21020251	FA facade channel V, width 200, different leg height		1000	50 / 60	2.7 kg
21020252	FA facade channel V, width 200, different leg height		2000	50 / 60	5.3 kg
Item no.	Closed outlet unit incl. outlet pipe DN 75		Material	Height mm	Weight
23020251	FA outlet unit V, width 200		galvanised	30	2.1 kg
23020252	FA outlet unit V, width 200		galvanised	40	2.3 kg
23020253	FA outlet unit V, width 200		galvanised	50	2.5 kg
23020254	FA outlet unit V, width 200		galvanised	75	3,0 kg
23020255	FA outlet unit V, width 200		galvanised	90	3.2 kg
Item no.	Covers – width 198 mm		Material	Pcs./Palett	Weight
24520201	FA mesh grating, 1000/198/20, MW 30/10	L	galvanised	60	3.8 kg
24520202	FA mesh grating, 500/198/20, MW 30/10	L	galvanised	30	2,0 kg
23520203	FA mesh grating, 1000/198/20, MW 30/10 T-profile	L	galvanised	60	4.5 kg
24520203	FA longitudinal bar grating 1000/198/20, bar distance 10	L	galvanised	60	6.4 kg
24520204	FA longitudinal bar grating 500/198/20, bar distance 10	L	galvanised	30	3.2 kg
23520205	FA longitudinal bar grating, 500/198/20, grey	L	plastic	60	0.3 kg
23520201	FA slotted grating, 1000/198/20	L	galvanised	60	2.3 kg
24520207	FA perforated grating 1000/198/20, Ø 6	L	galvanised	60	3.5 kg
24520208	FA perforated grating 500/198/20, Ø 6	L	galvanised	30	1.7 kg
Item no.	Accessories		Material	Height mm	Weight
23920221	FA front cap V, width 200	L	galvanised	30, 40	0.1 kg
23920222	FA front cap V, width 200	L	galvanised	50	0.1 kg
23920223	FA front cap V, width 200	L	galvanised	75	0.1 kg
23920224	FA front cap V, width 200	L	galvanised	90	0.1 kg
23900210	FA connecting clip	L	galvanised		0.1 kg
24900011	FA bolting-material set for mesh and longitudinal bar gratings: Clip and bolt (requirement per m: 2 pcs.)	L	stainless steel		0.1 kg
24900012	FA bolting-material set for mesh and longitudinal bar gratings: Locking bar, incl. nut, clip and bolt, for BH 40/50	L	galvanised		0.1 kg

**i** Other construction heights available on request

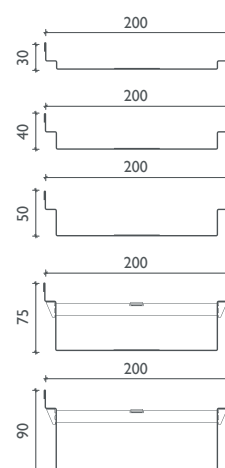

**i** All FA facade channels incl. gratings are walkable and wheelchair-safe!

**i** Please note the delivery time may be longer for this product group!  
A surcharge of € 100.00 may apply to orders with a value of less than € 1,000.00 to cover set-up costs.  
Stock items are excluded from this surcharge.  
For channels with an overall construction length of 2000 mm, longer pallets (2080x780x150) are used for the safe transport. This results in additional costs of € 22.50.

## BG-FLEX FA facade channels, width 200 – STAINLESS STEEL

perforated on both sides (except accessory elements) or closed, stainless steel (E)

Item no.	Perforated channel body – material thickness 1.00 mm	Length mm	Height mm	Weight
23020301	FA facade channel E, width 200	1000	30	2.2 kg
23020302	FA facade channel E, width 200	2000	30	4.3 kg
23020303	FA facade channel E, width 200	1000	40	2.3 kg
23020304	FA facade channel E, width 200	2000	40	4.6 kg
23020305	FA facade channel E, width 200	L	50	2.5 kg
23020306	FA facade channel E, width 200	L	50	4.9 kg
23020307	FA facade channel E, width 200	L	75	3.0 kg
23020308	FA facade channel E, width 200	L	75	6.0 kg
23020309	FA facade channel E, width 200	L	90	3.3 kg
23020310	FA facade channel E, width 200	L	90	6.5 kg
Item no.	Closed channel body – material thickness 1.00 mm	Length mm	Height mm	Weight
23020321	FA facade channel E, width 200	1000	30	2.2 kg
23020322	FA facade channel E, width 200	2000	30	4.4 kg
23020323	FA facade channel E, width 200	1000	40	2.4 kg
23020324	FA facade channel E, width 200	2000	40	4.8 kg
23020325	FA facade channel E, width 200	1000	50	2.6 kg
23020326	FA facade channel E, width 200	2000	50	5.1 kg
23020327	FA facade channel E, width 200	1000	75	3.1 kg
23020328	FA facade channel E, width 200	2000	75	6.1 kg
23020329	FA facade channel E, width 200	1000	90	3.3 kg
23020330	FA facade channel E, width 200	2000	90	6.6 kg
Item no.	Closed outlet unit incl. outlet pipe DN 75	Material	Height mm	Weight
23020351	FA outlet unit E, width 200	stainless steel	30	2.1 kg
23020352	FA outlet unit E, width 200	stainless steel	40	2.3 kg
23020353	FA outlet unit E, width 200	stainless steel	50	2.5 kg
23020354	FA outlet unit E, width 200	stainless steel	75	3.0 kg
23020355	FA outlet unit E, width 200	stainless steel	90	3.2 kg
Item no.	Covers – width 198 mm	Material	Pcs./Palett	Weight
24520301	FA mesh grating, 1000/198/20, MWV 30/10	L stainless steel	60	3.8 kg
24520302	FA mesh grating, 500/198/20, MWV 30/10	L stainless steel	30	2.0 kg
24520303	FA longitudinal bar grating, 1000/198/20, bar distance 10	L stainless steel	60	6.5 kg
24520304	FA longitudinal bar grating, 500/198/20, bar distance 10	L stainless steel	30	3.3 kg
23520301	FA slotted grating, 1000/198/20	L stainless steel	60	2.2 kg
24520307	FA perforated grating, 1000/198/20, Ø 6	L stainless steel	60	3.5 kg
24520308	FA perforated grating, 500/198/20, Ø 6	L stainless steel	30	1.7 kg
23520305	FA design-longitudinal bar grating, 1000/198/20/2, bar distance 6	L stainless steel	78	4.3 kg
23520306	FA design-longitudinal bar grating, 500/198/20/2, bar distance 6	L stainless steel	42	2.2 kg
Item no.	Accessories	Material	Height mm	Weight
23920321	FA front cap E, width 200	L stainless steel	30, 40	0.1 kg
23920322	FA front cap E, width 200	L stainless steel	50	0.1 kg
23920323	FA front cap E, width 200	L stainless steel	75, 90	0.1 kg
23900310	FA connecting clip	L stainless steel		0.1 kg
24900011	FA bolting-material set for mesh and longitudinal bar gratings: Clip and bolt (requirement per m: 2 pcs.)	L stainless steel		0.1 kg
24900013	FA bolting-material set for mesh and longitudinal bar gratings: Locking bar, incl. nut, clip and bolt, for BH 40/50	L stainless steel		0.1 kg



Fixed construction height



Other construction heights available on request

BG-FILCOTEN®

BG-CLASSIC

BG-FLEX

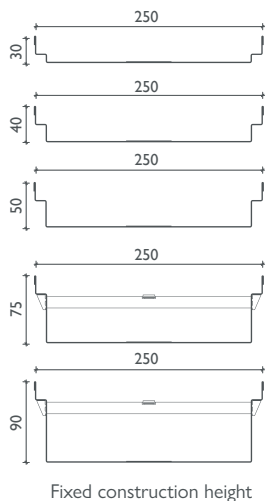

## References





# BG-FLEX<sup>FA</sup>

## Facade channel



Fixed construction height

**i** Other construction heights available on request

### BG-FLEX FA facade channel, width 250 – GALVANISED STEEL

perforated on both sides (except accessory elements) or closed, galvanised steel (V)

Item no.	Perforated channel body – material thickness 1.00 mm	Length mm	Height mm	Weight
23025201	FA facade channel V, width 250	1000	30	2.5 kg
23025202	FA facade channel V, width 250	2000	30	5.0 kg
23025203	FA facade channel V, width 250	1000	40	2.7 kg
23025204	FA facade channel V, width 250	2000	40	5.3 kg
23025205	FA facade channel V, width 250	L	50	2.8 kg
23025206	FA facade channel V, width 250	L	50	5.6 kg
23025207	FA facade channel V, width 250	L	75	3.4 kg
23025208	FA facade channel V, width 250	L	75	6.7 kg
23025209	FA facade channel V, width 250	L	90	3.6 kg
23025210	FA facade channel V, width 250	L	90	7.2 kg
Item no.	Closed channel body – material thickness 1.00 mm	Length mm	Height mm	Weight
23025221	FA facade channel V, width 250	1000	30	2.6 kg
23025222	FA facade channel V, width 250	2000	30	5.1 kg
23025223	FA facade channel V, width 250	1000	40	2.7 kg
23025224	FA facade channel V, width 250	2000	40	5.4 kg
23025225	FA facade channel V, width 250	1000	50	2.9 kg
23025226	FA facade channel V, width 250	2000	50	5.7 kg
23025227	FA facade channel V, width 250	1000	75	3.5 kg
23025228	FA facade channel V, width 250	2000	75	6.9 kg
23025229	FA facade channel V, width 250	1000	90	3.7 kg
23025230	FA facade channel V, width 250	2000	90	7.3 kg
Item no.	Closed outlet unit incl. outlet pipe DN 75	Material	Height mm	Weight
23025251	FA outlet unit V, width 250	galvanised	30	2.5 kg
23025252	FA outlet unit V, width 250	galvanised	40	2.7 kg
23025253	FA outlet unit V, width 250	galvanised	50	2.8 kg
23025254	FA outlet unit V, width 250	galvanised	75	3.4 kg
23025255	FA outlet unit V, width 250	galvanised	90	3.6 kg
Item no.	Covers – width 250 mm	Material	Pcs./Palett	Weight
23525203	FA mesh grating, 1000/250/20, MW 30/10 T-profile	L galvanised	75	5.6 kg
23525201	FA slotted grating, 1000/250/20	L galvanised	60	3.8 kg
Item no.	Accessories	Material	Height mm	Weight
23925221	FA front cap V, width 250	L galvanised	30, 40	0.1 kg
23925222	FA front cap V, width 250	L galvanised	50, 75, 90	0.1 kg
23900210	FA connecting clip	L galvanised		0.1 kg
24900011	FA bolting-material set for mesh and longitudinal bar gratings: Clip and bolt (requirement per m: 2 pcs.)	L stainless steel		0.1 kg
24900026	FA bolting-material set for mesh and longitudinal bar gratings: Locking bar, incl. nut, clip and bolt, for BH 40/50	L galvanised		0.1 kg

**i** All FA facade channels incl. gratings are walkable and wheelchair-safe!

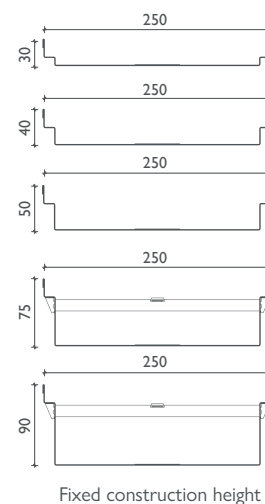
**i** Please note the delivery time may be longer for this product group!  
A surcharge of € 100.00 may apply to orders with a value of less than € 1,000.00 to cover set-up costs.  
Stock items are excluded from this surcharge.  
For channels with an overall construction length of 2000 mm, longer pallets (2080x780x150) are used for the safe transport. This results in additional costs of € 22.50.



## BG-FLEX FA facade channel, width 250 – STAINLESS STEEL

perforated on both sides (except accessory elements) or closed, stainless steel (E)

Item no.	Perforated channel body – material thickness 1.00 mm	Length mm	Height mm	Weight
23025301	FA facade channel E, width 250	1000	30	2.5 kg
23025302	FA facade channel E, width 250	2000	30	5.0 kg
23025303	FA facade channel E, width 250	1000	40	2.7 kg
23025304	FA facade channel E, width 250	2000	40	5.3 kg
23025305	FA facade channel E, width 250	L	50	2.8 kg
23025306	FA facade channel E, width 250	L	50	5.6 kg
23025307	FA facade channel E, width 250	L	75	3.4 kg
23025308	FA facade channel E, width 250	L	75	6.7 kg
23025309	FA facade channel E, width 250	L	90	3.6 kg
23025310	FA facade channel E, width 250	L	90	7.2 kg
Item no.	Closed channel body – material thickness 1.00 mm	Length mm	Height mm	Weight
23025321	FA facade channel E, width 250	1000	30	2.6 kg
23025322	FA facade channel E, width 250	2000	30	5.1 kg
23025323	FA facade channel E, width 250	1000	40	2.7 kg
23025324	FA facade channel E, width 250	2000	40	5.4 kg
23025325	FA facade channel E, width 250	1000	50	2.9 kg
23025326	FA facade channel E, width 250	2000	50	5.7 kg
23025327	FA facade channel E, width 250	1000	75	3.5 kg
23025328	FA facade channel E, width 250	2000	75	6.9 kg
23025329	FA facade channel E, width 250	1000	90	3.7 kg
23025330	FA facade channel E, width 250	2000	90	7.3 kg
Item no.	Closed outlet unit incl. outlet pipe DN 75	Material	Height mm	Weight
23025351	FA outlet unit E, width 250	stainless steel	30	2.5 kg
23025352	FA outlet unit E, width 250	stainless steel	40	2.7 kg
23025353	FA outlet unit E, width 250	stainless steel	50	2.8 kg
23025354	FA outlet unit E, width 250	stainless steel	75	3.4 kg
23025355	FA outlet unit E, width 250	stainless steel	90	3.6 kg
Item no.	Covers – width 250 mm	Material	Pcs./Palett	Weight
23525303	FA mesh grating, 1000/250/20, MW 30/10	stainless steel	60	4.5 kg
23525301	FA slotted grating, 1000/250/20	stainless steel	60	3.8 kg
Item no.	Accessories	Material	Height mm	Weight
23925321	FA front cap E, width 250	L stainless steel	30, 40	0.1 kg
23925322	FA front cap E, width 250	L stainless steel	50, 75, 90	0.1 kg
23900310	FA connecting clip	L stainless steel		0.1 kg
24900011	FA bolting-material set for mesh and longitudinal bar gratings: Clip and bolt (requirement per m: 2 pcs.)	L stainless steel		0.1 kg
24900026	FA bolting-material set for mesh and longitudinal bar gratings: Locking bar, incl. nut, clip and bolt, for BH 40/50	L stainless steel		0.1 kg




**i** Other construction heights available on request

BG-FILCOTEN®


BG-CLASSIC

BG-FLEX

## Covers: FA facade channels, RB 130, 200, 250 – galvanised or stainless steel




Mesh grating MW 30/10  
for width 130, 200, 250




Perforated grating Ø 6 mm  
for width 130, 200



Slotted grating SW 9/85  
only for width 130, 200



longitudinal bar grating,  
bar distance 10  
for width 130, 200




design-longitudinal bar  
grating  
for width 130, 200, 250

# BG-FLEX<sup>FA</sup>


## Facade channel

### BG-FLEX FA gully top


suitable as sump or maintenance unit with inserted mesh gratings




FA gully top  
with mesh grating



FA add-on frame for gully top



FA branch channels



FA gravel stop



FA adjustable foot M 10 X 30,  
galvanised

Item no.	Gully tops – material thickness 1,00 mm	Material	Height mm	Weight
23900206	FA gully top V 150/150, fixed construction height	L galvanised	60	0.5 kg
23900207	FA gully top V 150/150, fixed construction height	L galvanised	100	0.7 kg
23900208	FA gully top V 150/150, fixed construction height	L galvanised	150	0.8 kg
23900212	Spacer frame for height adjustment 150/150, fixed construction height	L galvanised	20	0.2 kg
23900214	Spacer frame for height adjustment 150/150, fixed construction height	L galvanised	50	0.3 kg
23900201	FA gully top V 200/200, fixed construction height	L galvanised	60	0.6 kg
23900202	FA gully top V 200/200, fixed construction height	L galvanised	100	0.9 kg
23900203	FA gully top V 200/200, fixed construction height	L galvanised	150	1.2 kg
23900205	Spacer frame for height adjustment 200/200, fixed construction height	L galvanised	20	0.3 kg
23900215	Spacer frame for height adjustment 200/200, fixed construction height	L galvanised	50	0.5 kg
24925200	FA gully top V 250/250, fixed construction height	L galvanised	50	1.9 kg
24925201	FA gully top V 250/250, variable construction height	L galvanised	70 – 100	2.6 kg
24925202	FA gully top V 250/250, variable construction height	L galvanised	100 – 160	2.9 kg
24925300	FA gully top E 250/250, fixed construction height	L stainless steel	50	1.9 kg
24925301	FA gully top E 250/250, variable construction height	L stainless steel	70 – 100	2.6 kg
24925302	FA gully top E 250/250, variable construction height	L stainless steel	100 – 160	2.9 kg
24940200	FA gully top V 400/400, fixed construction height	L galvanised	50	2.4 kg
24940201	FA gully top V 400/400, variable construction height	L galvanised	70 – 100	3.3 kg
24940202	FA gully top V 400/400, variable construction height	L galvanised	100 – 160	4.1 kg
24940300	FA gully top E 400/400, fixed construction height	L stainless steel	50	2.4 kg
24940301	FA gully top E 400/400, variable construction height	L stainless steel	70 – 100	3.3 kg
24940302	FA gully top E 400/400, variable construction height	L stainless steel	100 – 160	4.1 kg
24925210	FA add-on frame for gully top V 250/250, fixed construction height	L galvanised	80	1.5 kg
24940210	FA add-on frame for gully top V 400/400, fixed construction height	L galvanised	80	3.3 kg
24925310	FA add-on frame for gully top E 250/250, fixed construction height	L stainless steel	80	1.5 kg
24940310	FA add-on frame for gully top E 400/400, fixed construction height	L stainless steel	80	3.3 kg
Item no.	Covers for gully tops	Material	Pcs./Palett	Weight
23500203	FA mesh grating, 148/148/20, MW 30/10	L galvanised	120	0.9 kg
23500201	FA mesh grating, 198/198/20, MW 30/10	L galvanised	120	1.2 kg
24525200	FA mesh grating, 240/240/20, MW 30/10	L galvanised	120	1.3 kg
24525300	FA mesh grating, 240/240/20, MW 30/10	L stainless steel	120	1.3 kg
24540200	FA mesh grating, 392/392/20, MW 30/10	L galvanised	120	2.6 kg
24540300	FA mesh grating, 392/392/20, MW 30/10	L stainless steel	120	2.6 kg

### BG-FLEX FA branch channels & gravel stops


Item no.	Branch channels	Length mm	Height mm	Weight
37851	FA branch channel 1000/90/30, galvanised	L 1000	30	1.1 kg
37852	FA branch channel 2000/90/30, galvanised	L 2000	30	2.2 kg
37861	FA branch channel 1000/90/30, stainless steel	L 1000	30	1.1 kg
37862	FA branch channel 2000/90/30, stainless steel	L 2000	30	2.2 kg
Item no.	gravel stop – perforated	Material	Length mm	weight
23900911	FA gravel stop 60 x 40 mm, 2 mm thickness	L aluminium	2000	0.9 kg
24900702	FA gravel stop 80 x 50 mm, 2 mm thickness	L aluminium	2000	1.3 kg
23900922	FA gravel stop 80 x 80 mm, 2 mm thickness	L aluminium	2000	1.5 kg
23900912	FA gravel stop 100 x 80 mm, 2 mm thickness	L aluminium	2000	1.7 kg
23900916	FA gravel stop 100 x 80 mm, with additional fold, 1.5 mm thickness	L aluminium	2000	1.5 kg
23900924	FA gravel stop 150 x 100 mm, 2 mm thickness	L aluminium	2000	2.3 kg

### BG-FLEX FA height adjustment for facade channels

Item no.	adjustable foot	Material	Height mm	Weight
24900201	Additional charge for height adjustment press nuts per 1 m section	galvanised		0.1 kg
24900202	Additional charge for height adjustment press nuts per 2 m section	galvanised		0.1 kg
24900301	Additional charge for height adjustment press nuts per 1 m section	stainless steel		0.1 kg
24900302	Additional charge for height adjustment press nuts per 1 m section	stainless steel		0.1 kg
24900203	FA adjustable foot M 10 X 30	L galvanised	30	0.1 kg
24900204	FA adjustable foot M 10 X 40	L galvanised	40	0.1 kg
24900205	FA adjustable foot M 10 X 50	L galvanised	50	0.1 kg
24900208	FA adjustable foot M 10 X 80	L galvanised	80	0.1 kg
24900303	FA adjustable foot M 10 X 30	L stainless steel	30	0.1 kg
24900304	FA adjustable foot M 10 X 40	L stainless steel	40	0.1 kg
24900305	FA adjustable foot M 10 X 50	L stainless steel	50	0.1 kg
24900308	FA adjustable foot M 10 X 80	L stainless steel	80	0.1 kg



FA outlet unit, DN 75



FA front caps



FA bolting-material set

# Every product requires structure.

We ensure conformity.

## Key points of Austrian standard ÖNORM B 3691:

There are three different usage situations:

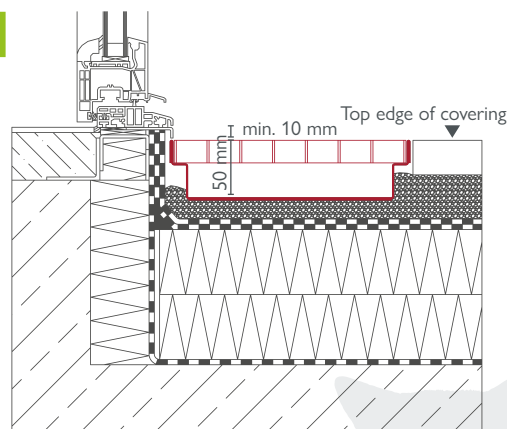
- **Unprotected situation:** Wall, door or window connection that is exposed to direct weathering by driving rain
- **Partially protected situation:** Wall, door or window connection that is partially exposed to weathering by driving rain
- **Protected situation:** Wall, door or window connection that is always protected from weathering by driving rain

## Connections of door and window elements in line with Austrian Standard B 3691:

	min. width of drainage channel in mm	min. height of the drainage channel in mm	minimum height above covering	Recommended product
Partially protected situation	120	80	10	FA width 130, construction height 80
	200	40	10	FA width 200, construction height 50
Exposed location	120	180	10	FA width 130, construction height 180
	200	90	10	FA width 200, construction height 90

## Further important requirements under Austrian standard B 3691:

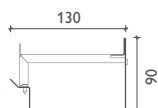

- The hydraulic cross-section of the channel must be adapted to the local conditions
- For roof drainage, branch channels are to be planned to lie beneath coverings in gravel bed or under bound coverings
- Perforated or closed side walls of the drainage channel
- For variable-height drainage channels, height adjustment should be possible when mounted
- For facade channels mounted in front of the soffit, the area between door element and channel must have a 5° slope. In such case, the channel must be extended at least 20 cm beyond the door reveal width on both sides.





# BG-FLEX glass

## Facade channel



### BG-FLEX glass, width 130 – GALVANISED



Perforated on both sides, galvanised (V), incl support bracket and butt connector; material thickness 1 mm

Item no.	Channel body	Length	Height:	Weight
21013271	glass V, width 130	2000	90	4.9 kg
Item no.	Accessories	Length	Height:	Weight
24913225	front cap glass V, width 130		90	0.1 kg
Item no.	Gratings	Material	Pcs./Palett	Weight
24900011	bolting-material set for mesh and longitudinal bar gratings: Clip and bolt (requirement per m: 2 pcs.)			0.1 kg

### BG-FLEX glass, width 130 – STAINLESS STEEL

Perforated on both sides, stainless steel (E), incl support bracket and butt connector; material thickness 1 mm

Item no.	Channel body	Length	Height:	Weight
21013371	glass E, width 130	2000	90	4.9 kg
Item no.	Accessories	Length	Height:	Weight
24913325	front cap glass E, width 130		90	0.1 kg
Item no.	Gratings	Material	Pcs./Palett	Weight
24900011	bolting-material set for mesh and longitudinal bar gratings: Clip and bolt (requirement per m: 2 pcs.)			0.1 kg



### BG-FLEX glass, width 200 – GALVANISED

Perforated on both sides, galvanised (V), incl support bracket and butt connector; material thickness 1 mm

Item no.	Channel body	Length	Height:	Weight
21020271	glass V, width 200	2000	90	6.2 kg
Item no.	Accessories	Length	Height:	Weight
24920225	front cap glass V, width 200		90	0.1 kg
Item no.	Gratings	Material	Pcs./Palett	Weight
24900011	bolting-material set for mesh and longitudinal bar gratings: Clip and bolt (requirement per m: 2 pcs.)			0.1 kg

### BG-FLEX glass, width 200 – STAINLESS STEEL

Perforated on both sides, stainless steel (E), incl support bracket and butt connector; material thickness 1 mm

Item no.	Channel body	Length	Height:	Weight
21020371	glass E, width 200	2000	90	6.2 kg
Item no.	Accessories	Length	Height:	Weight
24920325	front cap glass E, width 200		90	0.1 kg
Item no.	Gratings	Material	Pcs./Palett	Weight
24900011	bolting-material set for mesh and longitudinal bar gratings: Clip and bolt (requirement per m: 2 pcs.)			0.1 kg



Delivery time on request.



GRASPOINTNER  
Sustainable innovation.



# References



BG-FILCOTEN®

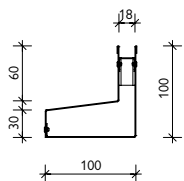
BG-CLASSIC

BG-FLEX

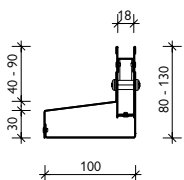


# BG-FLEX<sup>TE</sup>

## Terrace slot channel



Fixed construction height




Variable construction height

### BG-FLEX<sup>TE</sup> terrace slot channel, SW 18 – STAINLESS STEEL

for the drainage of terraces and gardens


Item no.	Channel body asymmetric – material thickness 1.00 mm		Length mm	Height mm	Weight
38000	TE E SW 18 – closed	L	1000	100	3,0 kg
38010	TE E SW 18 – closed	L	1000	80 – 130	3.7 kg
38020	TE E SW 18 – perforated	L	1000	100	3,0 kg
38030	TE E SW 18 – perforated	L	1000	80 – 130	3.7 kg
Item no.	Gratings		Material	Pcs./Palett	Weight
37955	TE slot inlay with square perforation 8/8 mm, L = 500 mm	L	stainless steel	200	0.1 kg
37956	TE slot inlay with square perforation 8/8 mm, L = 1000 mm	L	stainless steel	100	0.2 kg
37961	TE construction time barrier SW 18 mm, L = 1000 mm	L	wood	200	0.1 kg
Item no.	Accessories		Material	Height mm	Weight
38040	TE maintenance unit 500/100 with lateral or bottom outlet	L	stainless steel	80 – 130	3,0 kg
13399	TE opening tool for maintenance unit-cover – 2 pcs. required	L	Plastic/galvanised		0.1 kg
38050	TE external corner 200/200 – non-perforated	L	stainless steel	80 – 130	1.2 kg
38055	TE internal corner 200/200 – non-perforated	L	stainless steel	80 – 130	1.4 kg
38060	TE front cap left/right, width 100 mm	L	stainless steel	80 – 130	0.1 kg



TE slot inlay with square perforation 8/8 mm




TE construction time barrier made of wood, L = 1000 mm



TE maintenance unit 500/100 with outlet: bottom DN 75 / at the side DN 50



TE front cap left/right, width 100 mm



TE external corner 200/200, closed



TE internal corner 200/200, non-perforated



Please note that delivery times may be longer for these product groups!  
A surcharge of € 100.00 may apply to orders with a value of less than € 1,000.00 to cover set-up costs.  
Stock items are excluded from this surcharge.



GRASPOINTNER  
Sustainable innovation.

L = stock items





# BG-FLEX™ terrace channel

## BG-FLEX™ terrace channel, RB 60 – STAINLESS STEEL

for drainage of paving on terraces and balconies

Item no.	Channel body	Length mm	Height mm	Weight
21106301	Channel element	1000	30	2.1 kg
Item no.	Outlet unit	Length mm	Height mm	Weight
21106302	Outlet unit, outlet DN 50	1000	30	2.1 kg
21106311	SET, corner section	1000x1000	30	4.1 kg




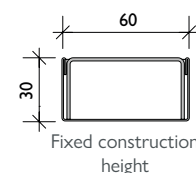
## BG-FLEX™ terrace channel, RB 60, LINEAR – STAINLESS STEEL

for drainage of paving on terraces and balconies


Item no.	Channel body LINEAR	Length mm	Height mm	Weight
21106305	Channel element	1000	30	2.0 kg
Item no.	Outlet unit	Length mm	Height mm	Weight
21106306	Outlet unit, outlet DN 50	1000	30	2.1 kg
21106312	SET, corner section	1000x1000	30	4.0 kg

### Advantages of the new mini channel for terrace:

- Material thicknesses: Channel body 0.75 mm / cover 1.50 mm
- narrow, discreet look through channel width 60
- Installation simultaneously with the paving stones on the surface, no special substructure is required
- A film on the channel grating provides protection against damage while construction is ongoing
- DIY due to quick-and-easy installation




outlet unit incl. grating and front cap and connecting cap, bottom outlet DN 50



Outlet unit LINEAR incl. front cap/connecting cap, bottom outlet DN 50



SET, corner section




SET, corner section LINEAR

# References

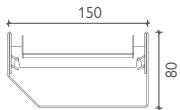




# BG-FLEX stone terrace channel



BG-FLEX stone made of  
stainless steel




## BG-FLEX stone, RB 150

Non-perforated channel body made from 1.4301 stainless steel, incl. support bracket and stone basin;  
matching stone thickness 20 and 30 mm

Item no.	Channel body	Length	Height	Weight
21115301	stone, width 150, incl. crossbar and stone basin	1000	80	5.8 kg
21115302	stone, width 150, incl. crossbar and stone basin	2000	80	11.6 kg
Item no.	Accessories	Length	Height	Weight
24915326	Coupling sleeve for stone, width 150	50	46	0.1 kg
24915327	front cap stone, width 150	15	80	0.1 kg




Delivery time on request.



BG-FLEX stone made of stainless steel  
Representative image: with granite, dark <sup>1)</sup>



BG-FLEX stone made of stainless steel  
Representative image: with granite, light <sup>1)</sup>



front cap BG-FLEX stone



# References



# As **unique** as your requirements.

Our special solutions.

We know that some challenges cannot be solved with standard channel elements. Our technicians will be happy to design special components or individual solutions for your requirements. With our know-how, we will produce what you need, and provide support on site.

## Send us your project!

Our technical support will be happy to advise you and provide you with an overall quote for your project.



FA facade channel – adapted to the building



Slot tops for fountains / segment arches



FA facade channel – radial installation



FA facade slot channel – curved



GRASPOINTNER  
Sustainable innovation.



# References



Slot top with drainage-slots for drainage of the second level



FA with mitred cut



FA with anti-slip mesh grating



FA with design-longitudinal bar grating

# Understated yet remarkably efficient & resilient:

Indoor slot channel system BG-FLEX omega

The ability to withstand heavy loads without a cover and, at the same time, ensure reliable and long-lasting drainage performance, makes the BG-FLEX omega slotted channel a simple, economical solution for your indoor drainage.

Thanks to the "V"-shaped channel bottom, liquids can be drained off safely and efficiently. An integrated odour trap is included in outlet units as standard.

## Areas of application.

Food industry, industrial kitchens, slaughterhouses, wineries, breweries, etc.

up to class C 250

### Visible edge with shimming

- Made of PVC, adhered in the edge
- for cavity-free, high load capacity grouting in the concrete/in the coating

### Liquid-tight joints

- Bolted flange
- seal made from EPDM (alternatively made from Teflon or silicone)
- Complete with stainless steel bolting M 8

### Corner piece

- Corner piece with leg length of 500 mm low cost and efficient corner solution
- Outstanding in traffic areas

### Outlet elements incl. odour trap

- Outlet unit with horizontal outlet or vertical outlet (see outlet element above)
- various dimensions and heights for higher drainage capacity
- removable silt bucket solid cover navigable up to B 125, Class C 250 on request



GRASPOINTNER  
Sustainable innovation.



### Channel body made from stainless steel

- optimised omega shape for high drainage performance, easy cleaning and high stability (inbuilt slot bridge)
- Stainless steel 1.4301 or higher quality upon request
- Material thickness: 2 mm
- Slot width of 16 mm, no cover required

### Connecting elements

- For corner, cross and T-connections
- also available with outlet

### Channel with outlet

- vertical/horizontal outlet directly from the channel element
- freely chosen position in the channel run

### Anchor plate

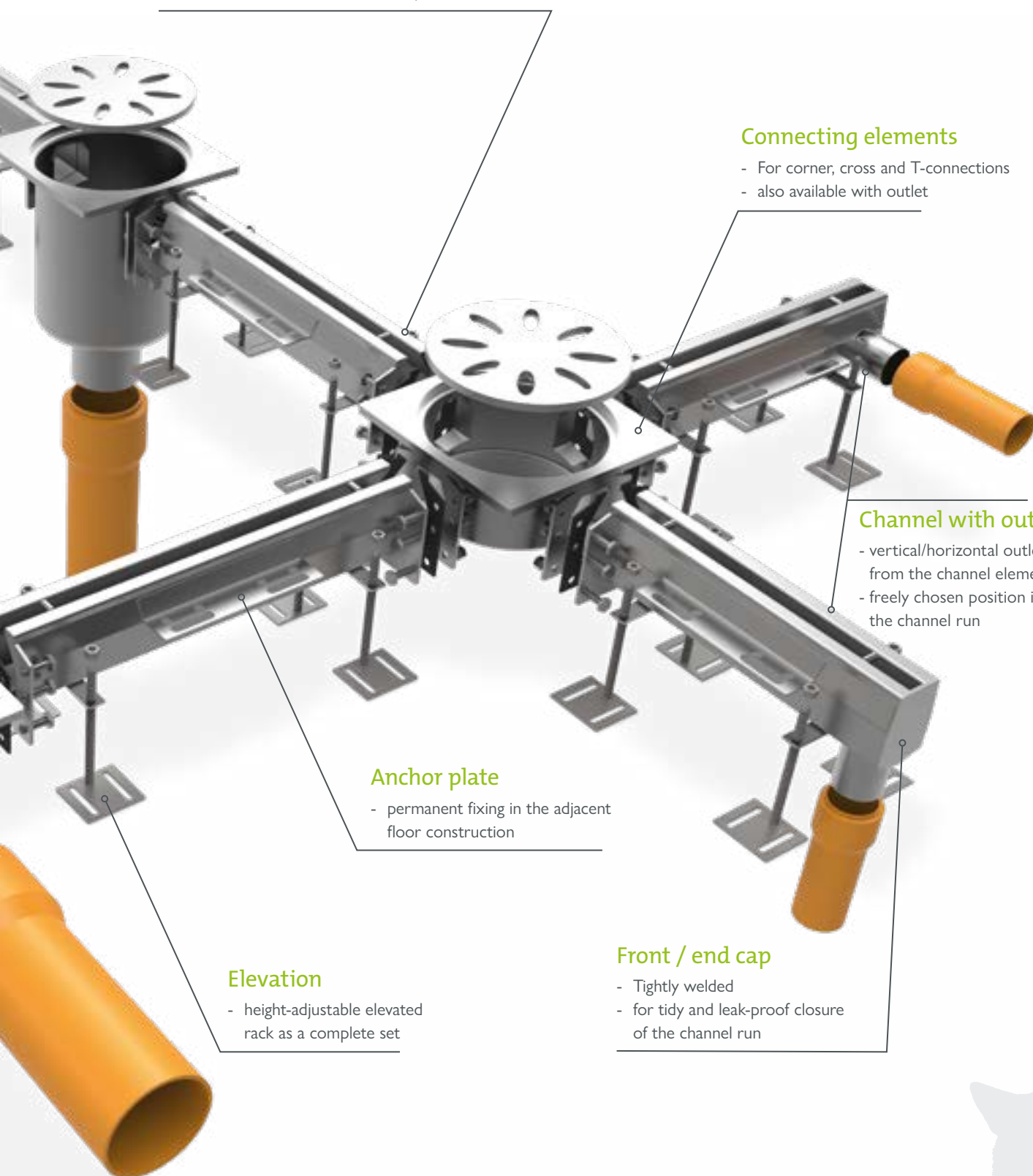
- permanent fixing in the adjacent floor construction

### Elevation

- height-adjustable elevated rack as a complete set

### Front / end cap

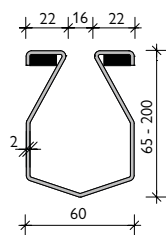

- Tightly welded
- for tidy and leak-proof closure of the channel run



up to class C 250

# BG-FLEX omega

## Indoor slot channel system



### BG-FLEX omega SW 16 – STAINLESS STEEL

Channel elements with or without slope, with sealing flange for bolting

omega without slope – material thickness: 2.0 mm	length mm	height mm	Weight
omega – SW 16, without slope, various heights – flange at both ends	to max. 3000	65 – 200	4.4 – 25.5 kg
omega with 0,5 % slope – material thickness: 2.0 mm	length mm	height mm	Weight
omega – SW 16, with 0.5 % slope, different construction heights – flange on both sides	to max. 3000	65 – 200	4.5 – 24.6 kg



with seal

### BG-FLEX omega outlet element incl. odour trap

for BG-FLEX omega slotted channels, with silt bucket, in various sizes and heights, for vertical or horizontal connection

omega outlet units incl. odour trap and silt bucket	Material	height mm	Weight
omega outlet element 247 x 247 with silt trap, with outlet DN 100, for vertical connection	stainless steel	260	8.3 kg
omega outlet element 247 x 247 with sediment bucket, with DN 100 outlet, for horizontal connection	stainless steel	260	8.3 kg



Other outlet units for higher hydraulic capacity available upon request.



omega outlet elements incl. odour trap and silt trap, horizontal outlet



omega outlet elements including odour trap and silt trap vertical outlet



Please note that these products are manufactured to order – they are not stock products!




GRASPOINTNER  
Sustainable innovation.


Accessories

for BG-FLEX omega slotted channels, SW 16


Accessories	Material	height mm	Weight
omega corner 90°, leg length 500 mm	Stainless steel	65 – 200	4.4 – 9.0 kg
omega corner connector 90°	stainless steel	65 – 200	5.7 – 7.3 kg
omega T-connector	stainless steel	65 – 200	6.1 – 7.8 kg
omega cross connector	stainless steel	65 – 200	6.5 – 8.3 kg
omega front or end cap	stainless steel	65 – 200	0.3 – 2.7 kg
omega end cap with outlet DN 50 mm	stainless steel	65 – 200	0.4 – 2.8 kg




omega corner with leg length 500 mm



omega corner connector



omega T-connector



omega cross connector

Send us your project!

Our technical support will be happy to advise you and provide you with an overall quote for your project:  
sales.uk@bg-graspointner.com



References



# squared, practical, **tight.**

## Drainage channel system BG-FLEX sigma tec

BG-FLEX sigma tec, the drainage system for commercial buildings, is made of stainless steel 1.4301 or a higher grade. The product is the ideal solution for draining accumulating surface water from coated concrete surface coverings. Floor coatings can be laid so they are snug with the channel system for the long-lasting protection of the building structure.

Gratings of stainless steel or plastic, depending on the nominal width, can be selected from the BG-FILCOTEN® product range, up to load class C 250.

### Areas of application.

Car parks, parking areas, food processing sites, chemical plants, breweries, dairies, supermarkets, catering, hospitals, etc.

up to class C 250

### Liquid-tight joints

- Bolted flange
- NBR seal
- complete with stainless steel bolting M 6

### front cap

- for a clean finish to the channel run
- Incl. surface strip
- With bolted seal

### Perforated coating slot

- permanently connects the floor coating to the perforated slot connection plate

### Elevation

- height-adjustable elevated rack as a complete set



GRASPOINTNER  
Sustainable innovation.



## Gratings

- COMBee plastic design-grating or mesh grating made from stainless steel
- Hole size 7 mm or MW 30/10
- Load class B 125 or C 250
- with fiX-locking
- bolting available at extra cost

## Sump pit frame

- As connecting element
- also for T, corner and cross connections as stacking frame for a catch basin/sump pit constructed on site

## Anchor bar

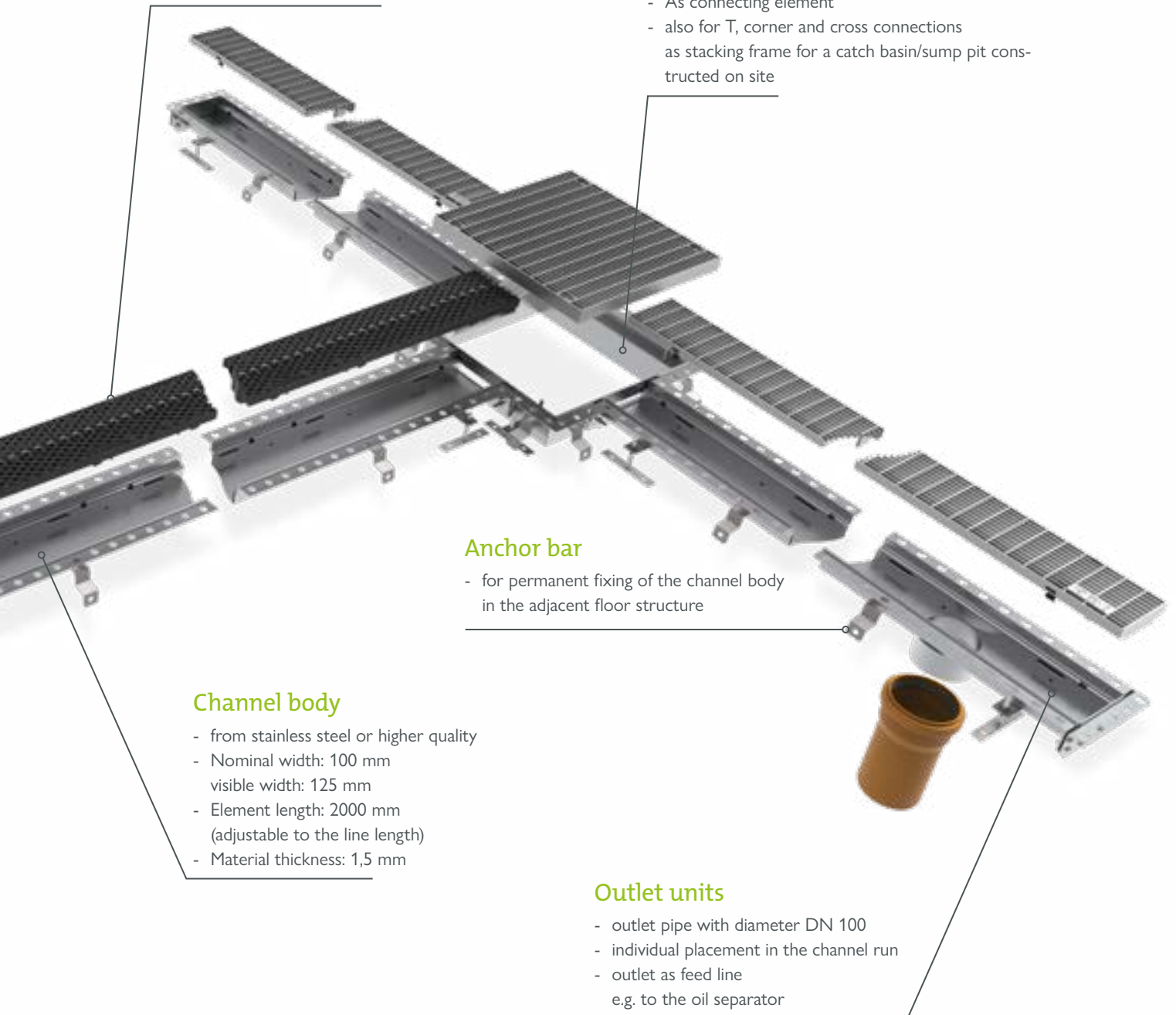
- for permanent fixing of the channel body in the adjacent floor structure

## Channel body

- from stainless steel or higher quality
- Nominal width: 100 mm  
visible width: 125 mm
- Element length: 2000 mm  
(adjustable to the line length)
- Material thickness: 1,5 mm

## Outlet units

- outlet pipe with diameter DN 100
- individual placement in the channel run
- outlet as feed line  
e.g. to the oil separator



up to class C 250

# BG-FLEX sigma tec

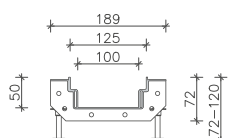
## Drainage channel system



### BG-FLEX sigma tec, nominal width 100 – STAINLESS STEEL

Channel elements without slope, with sealing flange Incl. elevated stand, seal and bolted butt joint; visible width 125 mm, internal height 50 mm


Item no.	sigma tec without slope – material thickness: 1.5 mm	length mm	height mm	Weight
20710351	Standard element	L 2000	72	10.2 kg
20710352	Channel element	L 500	72	3.3 kg
20710353	Channel element	1000	72	5.6 kg
20710354	Channel element	1500	72	8.5 kg
20710355	fitting piece	on request	72	




### BG-FLEX sigma tec outlet elements

Sump pit frame, can be placed anywhere in the channel run, as a connecting, end, T or cross element

Item no.	sigma tec outlet elements, material thickness 1,5 mm	length mm	height mm	Weight
20710361	channel element NW 100, with outlet DN 100	500	72	3.8 kg
14140000	fitting piece NW 100, incl. bottom outlet DN 100	on request	72	
Item no.	sump pit frame made entirely of FILCOTEN® HPC	Material	height mm	Weight
14140000	sump pit 440/440/500 <sup>1)</sup>	FILCOTEN® HPC	500	51.5 kg
Item no.	Sump pit frame, material thickness 1.5 mm	Material	height mm	Weight
20700301	Mesh grating, sump pit frame, 400/400/30, MW 30/10	B 125		
20700302	Mesh grating, sump pit frame, 400/400/30, MW 30/10	C 250		
20710371	End piece 400/400	Stainless steel	100	4.5 kg
20710372	Straight connection piece	Stainless steel	100	4,0 kg
20710373	Corner piece 90° 400/400	Stainless steel	100	4,0 kg
20710374	T-piece 400/400	Stainless steel	100	4.5 kg
20710375	Cross piece 400/400	Stainless steel	100	4.5 kg
Item no.	Covers, material thickness 1.5mm	Load class	height mm	Weight
20700301	Mesh grating for sump pit frame MW 30/10	class B 125	30	10,0 kg
20700302	Mesh grating for sump pit frame MW 30/10	class C 250	30	11.8 kg



sigma tec  
Sump pit frame



sigma tec  
Sump pit frame  
with mesh grating



Please note that these products are manufactured to order – they are not stock products!



GRASPOINTNER  
Sustainable innovation.

<sup>1)</sup> Details to BG-FILCOTEN® spot-p sump pit see on page 28 and 29.

## Gratings and accessories

for BG-FLEX sigma tec drainage channels, nominal width 100

Item no.	Covers with fiX-locking	Load class	Height mm	Weight
17010322	mesh grating 1000/122/20, MW 30/10, stainless steel	C 250	20	3.3 kg
17010401	COMBee design grating 500/123/20, Ø 7.3 mm, plastic PA6	B 125	20	0.9 kg
17010402	COMBee design grating 500/123/20, Ø 7.3 mm, plastic PA6	C 250	20	1.1 kg
17010404	plastic slotted grating 500/123/20, SW 8/40, plastic PA6	C 250	20	1.1 kg
NEW				
Item no.	Accessories	Material		Weight
20710317	front cap NW100, incl. seal & bolts	L	stainless steel	0.6 kg
Base outlet 150x150 mm material thickness: 3mm, outlet nozzles DN 100, incl. mesh grating			stainless steel	0.5 kg




mesh grating class C



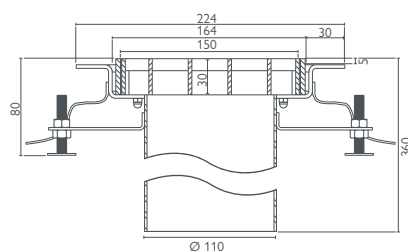
COMBee design grating



plastic slotted grating



Front cap



Base outlet 150x150 mm

### Send us your project!

Our technical support will be happy to advise you and provide you with an overall quote for your project:


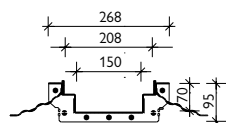
[sales.uk@bg-graspointner.com](mailto:sales.uk@bg-graspointner.com)



up to class C 250

# BG-FLEX sigma

## Drainage channel system



Flange connection  
with NBR sealing  
bolted

### BG-FLEX sigma, nominal width 150 – STAINLESS STEEL

Channel element without slope, with welded-on sealing flange,  
standard length 4000 mm, visible width 208 mm, internal height 70 mm

sigma without slope – material thickness: 1.5 mm	length mm	height mm	Weight
sigma drainage channel with flange	4000	95	29 kg

### BG-FLEX sigma outlet elements

Sump pit frame or sump pit basin, to be placed anywhere in the channel run,  
as connection, end, T or cross pieces

Sump pit frame	Material	height mm	Weight
sigma sump pit frame – end piece	Stainless steel	100	5.3 kg
sigma sump pit frame – corner or connecting piece	stainless steel	100	5.5 kg
sigma sump pit frame – T-piece	Stainless steel	100	5.7 kg
sigma sump pit frame – cross piece	Stainless steel	100	5.8 kg
sump pit basin	Material	height mm	Weight
sigma sump pit basin – end piece	Stainless steel	482	13.3 kg
sigma sump pit basin – corner or connecting piece	stainless steel	482	13.4 kg
sigma sump pit basin – T-element	stainless steel	482	13.6 kg
sigma sump pit basin – cross element	stainless steel	482	13.8 kg
Gratings for sump pit	Load class	Height mm	Weight
Mesh grating 397/397/30, MW 30/10	B 125	30	7,0 kg
Mesh grating 397/397/30, MW 30/30	B 125	30	5,0 kg
Mesh grating 397/397/30, MW 30/10	C 250	30	7,8 kg
Mesh grating 397/397/30, MW 30/30	C 250	30	6,0 kg



sigma  
Sump pit frame



sigma  
Sump pit basin



Please note that these products are manufactured to order – they are not stock products!



GRASPOINTNER  
Sustainable innovation.



## Covers and accessories

for BG-FLEX sigma drainage channels, nominal width 150


Gratings without bolt connection	Load class	Height mm	Weight
Mesh grating 1000/197/30, MW 30/10	B 125	30	8,0 kg
Mesh grating 1000/197/30, MW 30/30	B 125	30	6,0 kg
Mesh grating 1000/197/30, MW 30/10	C 250	30	10,0 kg
Mesh grating 1000/197/30, MW 30/30	C 250	30	8,0 kg
Accessories	Material	height mm	Weight
sigma corner piece 90°, leg length 700 x 700 mm	Stainless steel	95	8.9 kg
sigma T-element, leg length 1000 x 700 mm	Stainless steel	95	11.6 kg
sigma cross element, leg length 1000 x 700 mm	Stainless steel	95	11.2 kg
Additional charge for tightly welded drain nozzles DN 100, bottom			
Additional charge for bolted gratings per running meter / grating incl. sump pit			



sigma corner piece 90°,  
fork length 700 x 700 mm



sigma T-piece,  
leg length 1000 x 700 mm



sigma cross element,  
leg length 1000 x 700 mm

### Send us your project!

Our technical support will be happy to advise you and provide you with an overall quote for your project:  
sales.uk@bg-graspoinetner.com




## References




The gratings on the left are  
**beautiful & functional.**


On the right it's the **other way around.**



3



2



1



FA bolting-material set

### BG-FLEX FA & FA glass

Gratings	SW, MW, Ø in mm	
1 Mesh grating <sup>3)</sup>	MW 30/10	
2 Slotted grating	SW 9/85	
3 Perforated grating	Ø 6	
4 longitudinal bar grating <sup>3)</sup>	SW 10	
5 design-longitudinal bar grating	SW 6	

### BG-FLEX TE

Gratings	SW, MW, Ø in mm	
6 slot inlay	MW 8/8	

### BG-FLEX TM

Gratings	SW, MW, Ø in mm	
7 Perforated grating	Ø 6	
8 Linear grating	SW 5	

### BG-FLEX sigma tec

Gratings	SW, MW, Ø in mm	
9 COMBee design grating	Ø 7.3	
10 plastic slotted grating	SW 8/40	
11 Mesh grating	SW 30/10	

<sup>1)</sup> classes according to EN 1433:

A 15 kN | B 125 kN | C 250 kN  
D 400 kN | E 600 kN | F 900 kN

<sup>2)</sup> Material:

V: Galvanised | E: Stainless steel | PA6: Polyamide plastic

<sup>3)</sup> FA bolting-material set

Optional attachment with bolting-material set



11



GRASPOINTNER  
Sustainable innovation.



4



5



6

## Facade channels

	CW 130	CW 200	CW 250	class <sup>1)</sup>	Material <sup>2)</sup>
	✓	✓	✓	accessible	V, E
	✓	✓	✓	accessible	V, E
	✓	✓	✓	accessible	V, E
	✓	✓	✓	accessible	V, E
	✓	✓	✓	accessible	E

## Terrace slot channels

	NW 100	class <sup>1)</sup>	Material <sup>2)</sup>
	✓	accessible	E

## Terrace channels

	CW 60	class <sup>1)</sup>	Material <sup>2)</sup>
	✓	accessible	E
	✓	accessible	E

## Drainage channel system

	NW 100	class <sup>1)</sup>	Material <sup>2)</sup>
	✓	B, C	PA6
	✓	C	PA6
	✓	C	E



7




8




[www.say.bg/en/blacklabel\\_pdf](http://www.say.bg/en/blacklabel_pdf)

5 9 BG-BLACK LABEL  
design line



10



9



# BG-Accessories




## BG-sealing system

for channels with safety joint

Excel table to determine quantity, see [www.say.bg/dicht-xls](http://www.say.bg/dicht-xls)

Item no.	Conventional application areas	Package
31300	sealant 1K – standard, concrete grey – product: Sikaflex Pro 3	600 ml/bag
31302	primer – product: Sikaflex Primer 3N	250 ml/can
31206	Separation tape 9x2 mm	25 m/roll
31203	Applicator gun 450 ml – 600 ml	pcs.
Item no.	Specifically for areas with hazardous materials	Package
31301	sealant 1K – special, concrete grey – product: Sikaflex-Tank N	600 ml/bag
31302	primer – product: Sikaflex Primer 3N	250 ml/can
31206	Separation tape 9x2 mm	25 m/roll
31203	Applicator gun 450 ml – 600 ml	pcs.



80018 – BG Lifting grab for drainage channel and cable trough

## BG-lifting tools

for simple and easy lifting

Item no.	Lifting tools	Load capacity	Opening width	Tare weight
80002	Lifting grab for manual laying	ca. 150 kg	0 – 400 mm	approx. 4.5 kg
80018	Lifting grab for drainage channels and cable troughs <sup>1)</sup>	approx. 250 kg	150 – 600 mm	approx. 18 kg
80019	Lifting grab for drainage channels and cable troughs <sup>2)</sup>	approx. 600 kg	50 – 600 mm	approx. 29 kg
80022	Lifting grab for BG-FILCOTEN® green, pro 400 BG-CLASSIC BGZ-S 300, 400 and 500 <sup>3)</sup>	approx. 1,400 kg	50 – 780 mm	approx. 150 kg
80023	Lifting grab for BG-FILCOTEN® green, pro 400 BG-CLASSIC BGZ-S 400 and 500 <sup>4)</sup>	approx. 500 kg	390 – 415 mm	approx. 50 kg
19115900	Lifting-hook for BG-FILCOTEN® one NW 150, green, (2 pcs.)	approx. 300 kg		1.9 kg
19120900	Lifting-hook for BG-FILCOTEN® one NW 200, black, (2 pcs.)	approx. 300 kg		2.1 kg
80060	Lifting strap for BG-CLASSIC safety channels and BGZ-S (2 pcs.)	approx. 2,000 kg	strap length 4 m	approx. 3.2 kg
82040	Strops M 12	500 kg		ca. 0,1 kg



80002 – lifting grab for manual laying



80019 – lifting grab TSZ-uni for drainage-channel and cable trough



80022 – lifting grab FTZ-Multi for BG-FILCOTEN® green, pro 400 & BG-CLASSIC BGZ-S NW 300 CH615, NW 400 and NW 500 (2.5 m)



80023 – lifting grab for BG-FILCOTEN® green, pro 400 & BG-CLASSIC BGZ-S NW 400 (1m) / NW 500 (1m)



Lifting hook for BG-FILCOTEN® one 19115900 – NW 150 (green) and 19120900 – NW 200 (black)



80060 – Lifting strap for BG-CLASSIC: Safety channel & BGZ-S heavy-duty channels



Please note the delivery time may be longer for this product group!



GRASPOINTNER  
Sustainable innovation.

<sup>1)</sup> Grab attaches inside, suitable from NW 150.

<sup>2)</sup> Grab attaches outside, suitable from NW 100.

<sup>3)</sup> Grab attaches outside, suitable for NW NW 300, 400 and 500.

<sup>4)</sup> Grab attaches inside, suitable for NW 400 and 500.

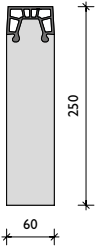



# BG-Soft kerbstone

## BG-Soft kerbstone

Soft curbstones are used to form a periphery at sport facilities, and to provide a fortification between different surfaces, such as sand and grass on volley ball grounds. The black rubber profile is embedded in concrete to cushion heavy falls and protect against injuries.

Item no.	Soft curbstone made of concrete including rubber edge (black)	Weight	Pc./Pallet
65001	Soft kerbstones 1000/60/250	32 kg	15
Item no.	Soft curbstones – corner piece made of concrete incl. rubber edge (black)	Weight	Pc./Pallet
65011	Soft kerbstones – corner piece 250/250/60/250	14 kg	20



Please note the delivery time may be longer for this product group!

# References



BG-FILCOTEN®

BG-CLASSIC

BG-FLEX

Special products

## General notes

The following installation guidelines and installation examples are intended for standard applications. The load class and the installation location according to EN 1433 have to be adapted to the location conditions from the planner. The generally-recognised technical rules and regulations must be observed during installation. In special cases, contact the BG applications engineering department.

## BG-FILCOTEN® channel and grate systems

1. The positioning of the BG-FILCOTEN® and channels takes place in a concrete foundation according to Austrian standard B 4710-1 or in drainage concrete according to RVS 08.18.01 whereby it is necessary to take account of the slope of the channel when excavating. Each channel is marked with an arrow showing the direction of flow – see the table below for details and measurements. The channel elements should only be installed with suitable tools (e.g. BG laying clamp).
2. For the traffic-safe fitting of the gratings, depending on the area of application, we recommend using gratings with a quick-locking system or with locking- or fix-clips. According to Ö-Norm EN 1433 from cl. D 400 kN there is to use preferably a locking device e.g. bolting material.
3. The rebated joint between the channel bodies can be sealed and cemented with appropriate sealing compounds - for description of material and quantity calculation see BG sealing system – [www.say.bg/en/sealingkit\\_pdf](http://www.say.bg/en/sealingkit_pdf).
4. Before making the adjacent cover layer, make sure that the gratings are inserted and if necessary fixed, or the channels are braced adequately against compression. Avoid damaging the channels while compacting the superstructure and the pavement (asphalt, pavement, concrete).
5. In the event of horizontal forces (e.g. areas of concrete, slopes, etc.) it is necessary to provide a sufficiently sized running joint in the area of the carriageway edge at a distance of 30-150 cm to the channel. In the adjacent concrete area, expansion joints which cross the channel run must be positioned so that they run through a channel joint.

6. To prevent uncontrolled stress cracks in a concrete stretcher along a channel run, preformed crack and/or expansion joints must be added at regular intervals, according to recognised technical rules or the specification of a static calculation. These joints should be added at right angles (of the channel section) to the channel element joints. The number and spacing of joints also on the concrete quality and the ambient temperatures during concreting – as well as the concrete after treatment – and should be carried out according to specification.

7. When shear forces occur, pavements must be force-locked to the backrest. This can be done by setting the first three rows of paving (next to the channel run) in a mortar bed. The joints must be backfilled with mineral materials. Shear forces from the paving must not act directly on the channel walls (e.g. thermal expansion, braking forces, etc.). The respective technical guidelines for the creation of paved surfaces, in bound or unbound construction, must be observed accordingly.

8. All adjacent surfaces should always be 3-5 mm higher than the surface of the channel/grating to avoid mechanical damage (e.g. snow clearing) and to guarantee the water drainage.

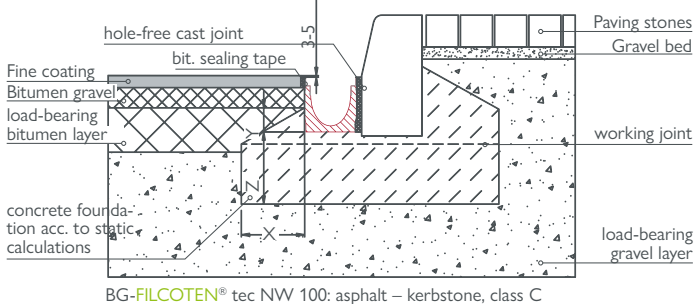
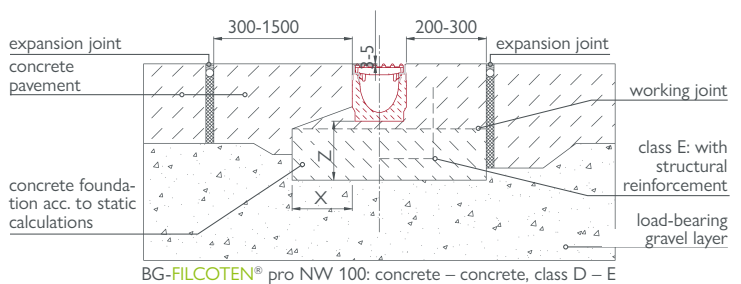
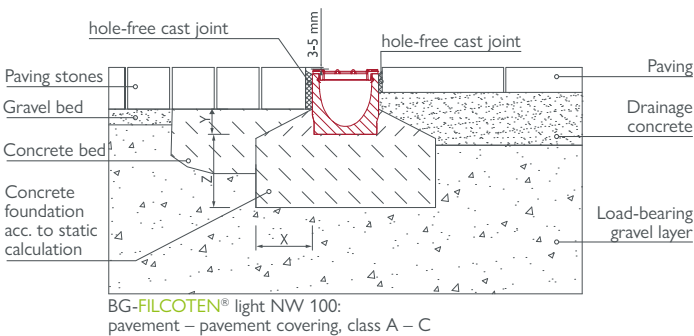
9. In areas where chemical ingress (e.g. de-icing salts, acids, bases, etc.) can be expected, we recommend installing drainage channels with stainless steel edges and to use gratings out of high quality stainless steel.

10. Channel-grating-systems (drainage channels) are not suitable to use across the carriageway on motorways and highways.

11. The channel system must be inspected at regular intervals (at least 1x per year) for contamination and its functioning, and cleaned if necessary, especially the sump unit with silt bucket.

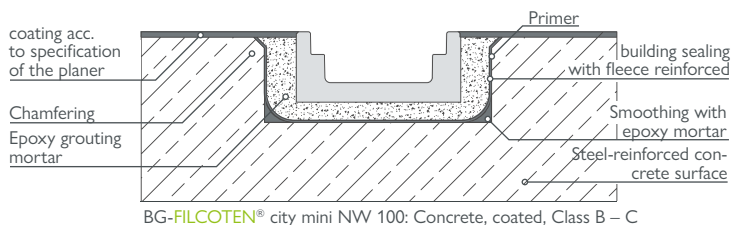
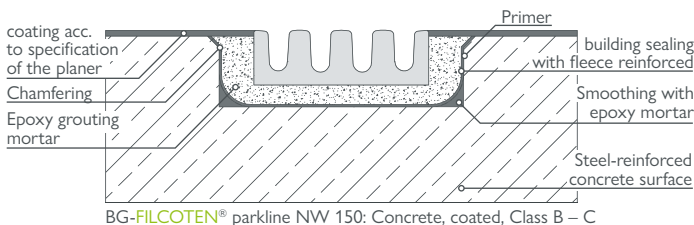


The installation instructions also apply to sump units.



Load class	A 15 kN	B 125 kN	C 250 kN	D 400 kN	E 600 kN
concrete quality – foundation acc. to Austrian standard B 4710-1*	C 16/20	C 20/25	C 20/25	C 25/30	C 25/30
Width: X	≥ 8 cm	≥ 10 cm	≥ 15 cm	≥ 20 cm	≥ 20 cm
Height: Y	channel height: 5 cm (mini: 3cm)			channel height	
Thickness: Z	≥ 8 cm	≥ 10 cm	≥ 15 cm	≥ 20 cm	≥ 20 cm
constr. reinforcement	not necessary			necessary	

\*Concrete quality is a minimum requirement which is to be adapted to the local requirements. Class F 900 is to be clarified on request with our application engineers.



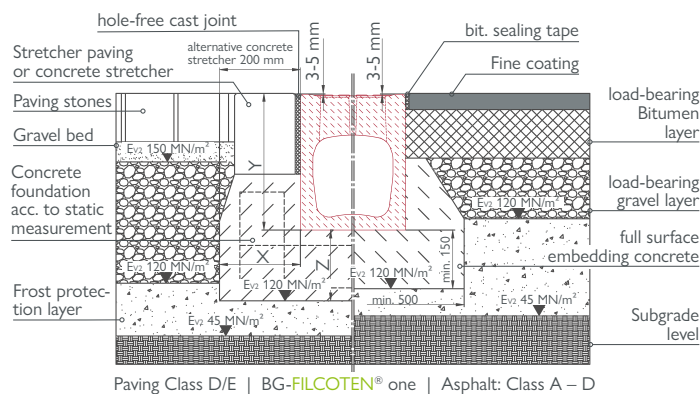
## BG-FILCOTEN®

BG-CLASSIC

- BG-FLEX

## Special products

- ## Installation guidelines




**ATTENTION:** Acceleration, braking and torsional forces have to be considered separately. Follow the installation instructions. Technical specifications are subject to change.

## BG-CLASSIC® Type M channels

- \*Concrete quality is a minimum requirement which is to be adapted to the local requirements.  
Class F 900 is to be clarified on request with our application engineers.

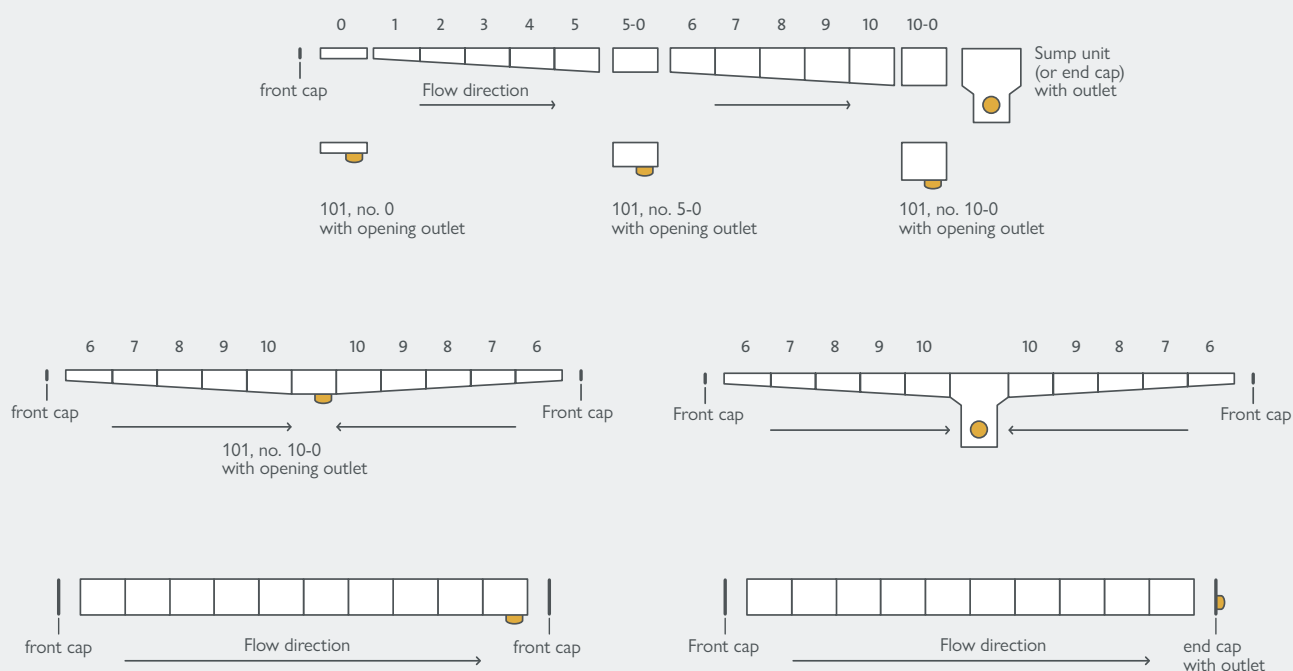




### Installation of concrete channel with edge

- resilient up to class F 900 kN – dependent upon channel type
- adjacent covering surfaces (asphalt, concrete) can be easily and neatly processed on the margin of edges
- if horizontal forces may occur (runway concrete), an expansion joint is to be installed at a distance of 30-150 cm
- gratings should primarily be bolted in place for load class D 400 kN and above

### Installation examples for BG-FILCOTEN® and BG-CLASSIC



## A) Installation guideline BG-FLEX omega

## B) installation guidelines BG-FLEX sigma & sigma tec

**1) A+B** The following BG installation and maintenance guidelines and installation examples are provided for standard applications. The load class and the installation location according to EN 1433 have to be adapted to the location conditions from the planner. The technical rules and guidelines that are generally recognized among experts should be taken into consideration. In special cases, please contact the BG Technical Support team.

**2.1) A+B** A recess in accordance with the installation examples must be provided to be able to create epoxy resin grouting, or the channel will be concreted with the base plate.

**2.2) A+B** The channel elements should be laid according to the laying plan/ installation instructions in the designated location and rotated correctly to be able to establish a sealed flange connection – attention should be paid to the equal size/height of the flanges.

**2.3) A** First, the pipe nozzles/outlet piece has to be connected to the sewer and levelled in height with the lower nut of the feet (do not tighten the second nut yet) – channel edge approx. 1 – 1.5 mm below the level of the finished floor.

**2.3) B** First, the pipe nozzles/outlet piece have to be connected to the sewer and levelled in height with the lower nut of the supports (do not tighten the second nut yet) – the channel edge provides the level of the finished floor. If a sump pit frame or a sump pit basin is used (instead of connection to the sewer), place this over the sump pit first and level accordingly.

**2.4) A+B** Clean the flanges of the channel elements thoroughly (dirt must be removed) and bolt together including the seal – the bolt material is included in the scope of delivery as standard.

**2.5) A+B** When bolting the flanges, take care to ensure the exact orientation of the channel run (plumb line, scale beam).

**2.6) A+B** Once the entire run is aligned and levelled, it must be secured against slipping by concreting or grouting – to this end, tighten the second nut on the feet from above and dowel them or set them in concrete locally.

**2.7) A+B** We recommend covering the channel with pour protection to avoid concrete spills on the channel surface (e.g. by masking).

**2.8) A** During concreting or grouting, a spacer which later creates the groove for a high elasticity joint between the channel wall and the floor must be inserted.

**2.8) B** The perforated flange plate must be evenly concreted/grouted.

**2.9) A+B** When applying the grouting, care must be taken to ensure that it fully encloses the external contour of the channel, without forming bubbles. The channel must lie 100% flat. Otherwise the channel body may deform under loading at a later point.

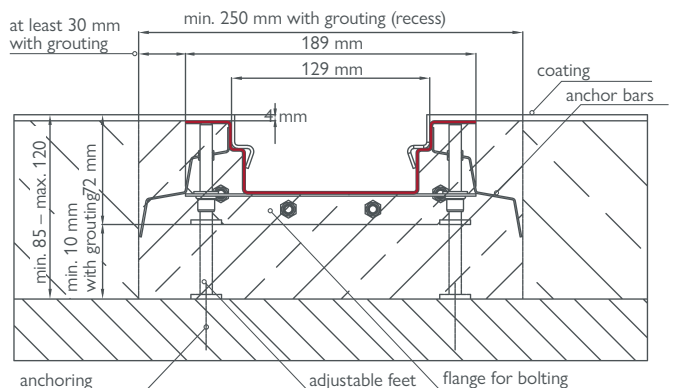
**2.10) A+B** When pouring and moving the concrete, take care that the position and shape of the channel body does not change.

**3) A** We recommend creating a maintenance joint between the BG-FLEX omega channel and the carriageway connection. The maintenance joint should be installed using a high elasticity sealant. Apply the coating in accordance with the specifications of the coating manufacturer.

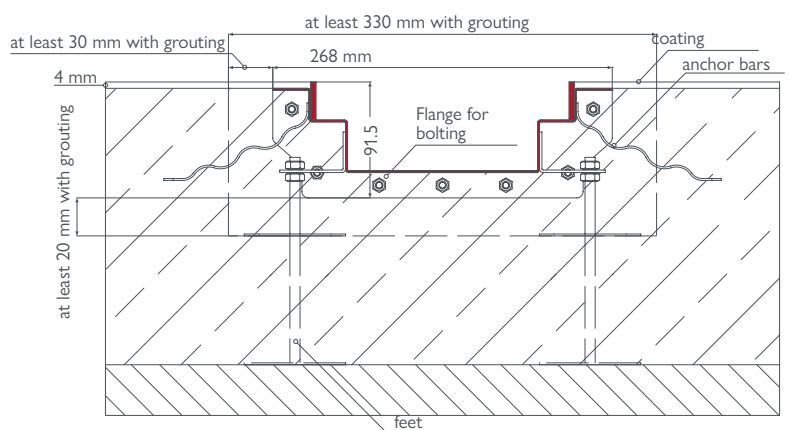
**4) A** All adjoining covering surfaces should be permanently approx. 1-1.5 mm higher than the surface of the channel in order to ensure the proper water drainage.

**5) A+B** Cleaning and maintenance work: In areas in which higher exposure to chemical substances (e.g. de-icing chemicals, acids, bases, etc.) is to be expected, we recommend cleaning the channel regularly in order to prevent deposits.

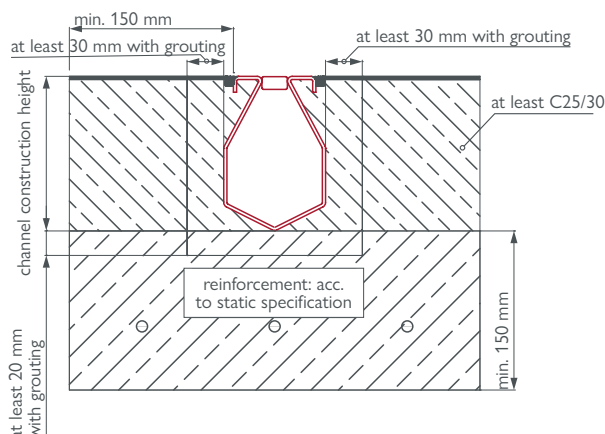
## BG-FLEX sigma tec:



## BG-FLEX sigma:



## BG-FLEX omega:



## BG-FLEX FA facade channels

Installation for low building seal connection height

When a facade channel is used, the initial seal connection height of 10 cm can be reduced to 3 cm and/or 1 cm. The seal heights are stipulated in Austrian standard (ÖNORM) B 3691 and are to be complied with on site.

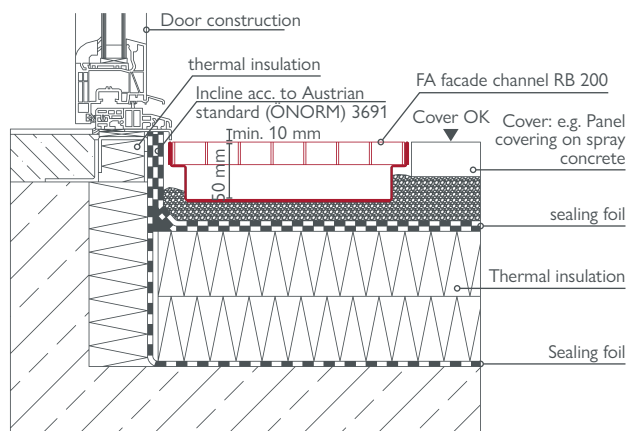
### Installation on a roof terrace

The facade channel with a branch channel can also be used with a construction of insignificant height and is advisable to use if there is a long distance to the next roof drain (extension element).

### Installation for soil touching areas

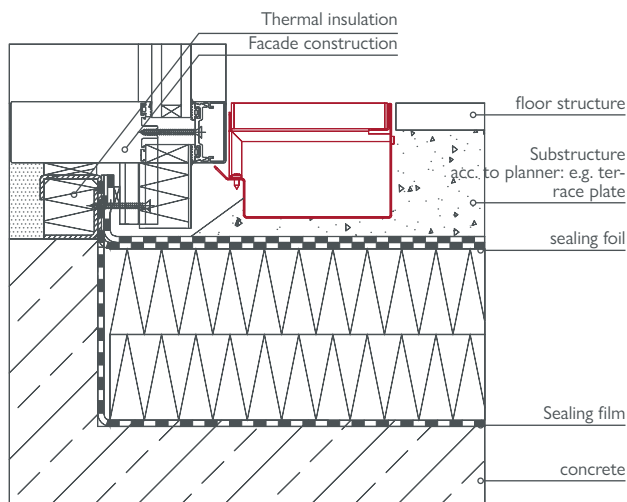
Facade channels with both-sided perforation, laid in a gravel bed or drainage concrete, leads the accumulated precipitation water to seep into the ground.

Closed facade channels are suitable for controlled drainage of precipitation water, and can be connected to the surface drainage system.



## BG-FLEX glass facade channel

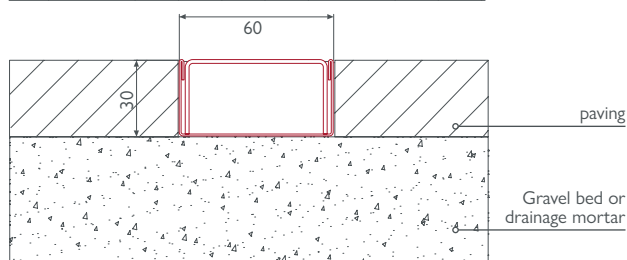
Specifically for glass facade designs - the transom cover strip can be placed at floor level, whilst the removable support grating ensures it can be dismantled.



## BG-FLEX TM terrace channel

The terrace channel is used for the drainage of terraces in combination with paving stones. Because of their low 30 mm height they can be placed anywhere between paving plates on the gravel without any special substructure being required.

The accumulating surface water is reliably and rapidly drained through the perforated grating.

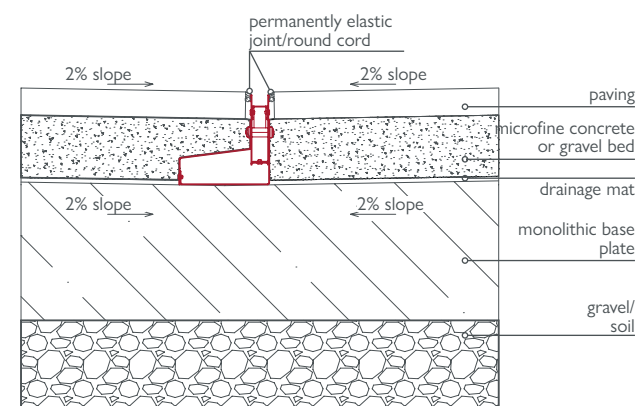


## BG-FLEX TE terrace slot channel

The terrace slot channel is mainly used for the drainage of terraces and gardens. The key advantage is that this channel enables drainage on two levels – the floor covering and the underlying base plate.

Through the narrow slot together with the slot inlay, the surface water is led away, and the intruding infiltration is absorbed by the slotted channel body.

Through the height adjustment, the level and slope differences between the walkway surface and base plate can be perfectly balanced.



**NOTE:** Galvanised channel elements must not be laid on fresh lime or cement mortar, and must not be grouted with acetic silicone in order to avoid accelerated corrosion.



For detailed questions, our technical department will be pleased to assist you. Please do not hesitate to contact us!

# Other highlights from our product portfolio

## BG-FILCOTEN® Landscape construction products



### Domestic, Garden & Landscape products with BG-FILCOTEN®

Our systems BG-FILCOTEN® light (channel), step (shoe scraper) and spot (yard drainage) are light, robust and efficient and easy to install and maintain.

### Application areas

Outdoor areas, courtyard and garages, Parking areas, schoolyards, gardening and landscaping




[www.say.bg/10/gala](http://www.say.bg/10/gala)



[www.say.bg/10/gala\\_pdf](http://www.say.bg/10/gala_pdf)

## BG-FILCOTEN® parkline

Nominal width 150, 300 **up to class C 250**



### The intelligent system without grate

- overall height only 35 and 50 mm
- channel body made of FILCOTEN® HPC
- with or without slope
- slot width 12.5/17/18 mm
- no grating

### Application areas

Car parks, parking levels, garages, parking spaces, production facilities



[www.say.bg/10/parkline](http://www.say.bg/10/parkline)



[www.say.bg/10/parkline\\_pdf](http://www.say.bg/10/parkline_pdf)

## BG-BLACKLABEL design line



### High-quality design gratings for our channel systems

With BG-BLACKLABEL we offer you a range of design gratings that combine top-class design with the usual BG-performance. Thanks to the state-of-the-art production technologies, even self-designed design gratings can be implemented.

A design highlight for your design concept of public and private facilities such as pedestrian areas, parks or gardens.



[www.say.bg/10/bg-blacklabel](http://www.say.bg/10/bg-blacklabel)



[www.say.bg/10/bg-blacklabel\\_pdf](http://www.say.bg/10/bg-blacklabel_pdf)



## BG-FILCOTEN®

Facade slot channels



### Unique concept, revolutionary results. Our FILCOTEN® HPC drainage systems

- Channel bodies made from FILCOTEN® HPC - minimal weight, maximum sturdiness
- Fireproof Class A1 & maximum frost and road salt resistance
- with smooth channel surface for optimal drainage

### Application areas

Commercial and residential buildings, car parks, public facilities – such as train stations or parks




[www.say.bg/10/bg-filcoten](http://www.say.bg/10/bg-filcoten)



[www.say.bg/10/bg-filcoten\\_pdf](http://www.say.bg/10/bg-filcoten_pdf)

## BG-FILCOTEN® one

Nominal width 150, 200 up to class F 900



### Channel and grate in one piece for dynamic loads

- monolithic channel body made of FILCOTEN® HPC
- inlet openings in S-design
- tongue/groove/tenon system for non-directional installation
- verified ecobalance (LCA)

### Application areas

Industrial areas, logistics centres, airports, railway crossings, roundabouts, ports, car parks, asphalt surfaces



[www.say.bg/10/one](http://www.say.bg/10/one)



[www.say.bg/10/one\\_pdf](http://www.say.bg/10/one_pdf)

## BG-FLEX steel channel system



### Our flexible and high-quality solution for facade, terrace and loggia

- minimum overall height, optimum drainage capacity
- solid, durable and at the same time lightweight channel body made of steel
- channel elements in the widths RB 130 and 200
- element lengths 500, 1000 or 2000 mm

Ideal for use on all exterior facades, terraces, flat roofs, green roofs, etc.



[www.say.bg/10/bg-flex](http://www.say.bg/10/bg-flex)



[www.say.bg/10/bg-flex\\_pdf](http://www.say.bg/10/bg-flex_pdf)



GRASPOINTNER  
Sustainable innovation.

BG-Graspointner UK Ltd  
Magenta Building  
2 Brookhill Way, Banbury  
Oxon, United Kingdom  
OX16 3ED

Tel.: +44 1424 817050

E-mail: [sales.uk@bg-graspointner.com](mailto:sales.uk@bg-graspointner.com)

Web: [www.bg-graspointner.com](http://www.bg-graspointner.com)



BG